


Contaduría Municipal, 18 de Junio de 2021


A LA SECRETARÍA DE HACIENDA Y FINANZAS PUBLICAS :

Por la presente se comunica que con fecha 27 de Abril del corriente fue presentada ante el Tribunal de Cuentas de la Provincia de Entre Ríos la Rendición de Cuentas correspondiente al Ejercicio 2020. Se adjunta copia de la recepción de la misma, quedando a su disposición en esta Contaduría toda la documentación a la Rendición mencionada ut supra, para todos los efectos que se estime pertinentes.

Atentamente.

Municipalidad De Concordia  
Dpto. MESA DE ENTRADAS GRAL.  
18 JUN 2021  
Exp. : 183 CHI  
Hora:

  
Cra. ROXANA T. JURADO  
Mat. 3570 - C.P.C.E. E.R.  
Jefa Dpto. Contable - Contaduría  
Municipalidad de Concordia

  
Cr. MATIAS O. RODRIGUEZ  
Mat. 4227 - C.P.C.E.E.R.  
A/C Contador Municipal  
Municipalidad de Concordia

Concordia, Abril de 2021.

**AI HONORABLE TRIBUNAL DE CUENTAS**  
**PROVINCIA DE ENTRE RIOS**

En cumplimiento al Artículo 112 de la Ley 10.027, se remiten a ese Tribunal las Cuentas de la Percepción e Inversión de la Renta Municipal, conjuntamente con los balances respectivos y las Ordenanzas de Presupuesto e Impositiva vigentes, correspondientes al Ejercicio 2020, compuesto de seiscientos dieciocho fojas (618).

Atentamente.

ALFREDO FRANCO LIMA  
PRESIDENTE MUNICIPAL  
MUNICIPALIDAD DE CONCORDIA





Departamento Ejecutivo



Concordia  
MUNICIPALIDAD

# **MUNICIPALIDAD DE CONCORDIA**

**MITRE 76 - CONCORDIA, ENTRE RÍOS**

## **ESTADOS CONTABLES**

**CORRESPONDIENTES AL EJERCICIO ECONÓMICO**

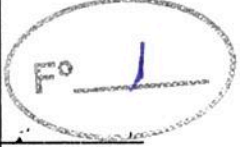
**INICIADO EL 01/01/2020 Y FINALIZADO EL 31/12/2020**



Municipalidad de Concordia

Estados de la EJECUCIÓN PRESUP. DE LOS RECURSOS Y CUADRO DEL FINANCIAMIENTO DICIEMBRE 2020

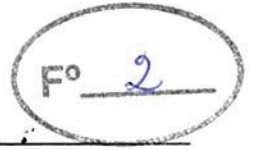
CONCEPTO	Presupuestado	Modificaciones	Presup Total	Recaudado	Ajuste	Recaudado Ajustado	A Recaudar	Excedente
<b>TOTAL</b>	<b>3,777,000,000.00</b>	<b>179,558,906.64</b>	<b>3,956,558,906.64</b>	<b>3,629,115,293.62</b>	<b>295,512,023.87</b>	<b>3,924,627,317.49</b>	<b>410,070,459.21</b>	<b>-378,138,870.06</b>
<b>1. RECURSOS CORRIENTES</b>	<b>3,518,500,000.00</b>	<b>179,558,906.64</b>	<b>3,698,058,906.64</b>	<b>3,618,191,028.11</b>	<b>158,456,133.96</b>	<b>3,776,647,162.07</b>	<b>212,494,724.72</b>	<b>-291,082,980.15</b>
<b>1.1. DE JURISDICCION MUNICIPAL</b>	<b>1,668,500,000.00</b>	<b>158,793,906.64</b>	<b>1,827,293,906.64</b>	<b>1,636,779,656.93</b>	<b>158,456,133.96</b>	<b>1,795,235,790.89</b>	<b>212,494,724.72</b>	<b>-180,436,608.97</b>
<b>1.1.1. TASAS MUNICIPALES</b>	<b>1,249,100,000.00</b>	<b>337,772.68</b>	<b>1,249,437,772.68</b>	<b>1,340,417,607.16</b>	-	<b>1,340,417,607.16</b>	<b>89,456,774.49</b>	<b>-180,436,608.97</b>
1.1.1.1. Tasa General Inmobiliaria	114,000,000.00	-	114,000,000.00	163,443,001.31	-	163,443,001.31	-	49,443,001.31
1.1.1.2. Inspec de Higiene Tasa Comercial	720,000,000.00	-	720,000,000.00	827,664,058.08	-	827,664,058.08	-	107,664,058.08
1.1.1.3. Asistencia Publica	2,000,000.00	-	2,000,000.00	1,450,995.00	-	1,450,995.00	549,005.00	-
1.1.1.4. Cementerio	10,000,000.00	-	10,000,000.00	7,204,992.51	-	7,204,992.51	2,795,007.49	-
1.1.1.5. Publicidad y Propaganda	1,300,000.00	-	1,300,000.00	910,924.62	-	910,924.62	389,075.38	-
1.1.1.6. Impuesto a las Entradas	3,700,000.00	-	3,700,000.00	1,197,314.26	-	1,197,314.26	2,502,685.74	-
1.1.1.7. Rifas y Apuestas	27,000,000.00	-	27,000,000.00	6,890,058.63	-	6,890,058.63	20,109,941.37	-
1.1.1.8. Vendedores Ambulantes	200,000.00	-	200,000.00	12,135.00	-	12,135.00	187,865.00	-
1.1.1.9. Estacionamiento Medido	12,500,000.00	337,772.68	12,837,772.68	17,534,223.68	-	17,534,223.68	-	4,696,451.00
1.1.1.10. Construcciones	2,900,000.00	-	2,900,000.00	2,605,415.98	-	2,605,415.98	294,584.02	-
1.1.1.11. Derechos de Oficina y Sellados	7,700,000.00	-	7,700,000.00	5,228,219.42	-	5,228,219.42	2,471,780.58	-
1.1.1.12. Abasto	7,700,000.00	-	7,700,000.00	5,111,792.34	-	5,111,792.34	2,588,207.66	-
1.1.1.14. Alumbrado	176,000,000.00	-	176,000,000.00	145,345,477.31	-	145,345,477.31	30,654,522.69	-
1.1.1.15. Estación Terminal de Omnibus	5,300,000.00	-	5,300,000.00	2,853,081.81	-	2,853,081.81	2,446,918.19	-
1.1.1.16. Aeródromo Municipal	200,000.00	-	200,000.00	112,658.30	-	112,658.30	87,341.70	-
1.1.1.17. Intereses y Recargos Tasas Varias	800,000.00	-	800,000.00	3,000,359.64	-	3,000,359.64	-	2,200,359.64
1.1.1.18. Intereses y Recargos Tasa Comercial	6,500,000.00	-	6,500,000.00	15,123,564.24	-	15,123,564.24	-	8,623,564.24
1.1.1.19. Ints.y Recargos Tasa s/Inmuebles	1,300,000.00	-	1,300,000.00	2,230,291.48	-	2,230,291.48	-	930,291.48
1.1.1.21. Tasa General Inmobil.Atrasada	19,000,000.00	-	19,000,000.00	20,951,274.65	-	20,951,274.65	-	1,951,274.65
1.1.1.22. Higiene/ Comercial Atrasada	85,000,000.00	-	85,000,000.00	62,315,778.36	-	62,315,778.36	22,684,221.64	-
1.1.1.23. Multas	35,100,000.00	-	35,100,000.00	37,365,257.28	-	37,365,257.28	-	2,265,257.28
1.1.1.26. Deudores Pav., Cordon y Cuneta	6,400,000.00	-	6,400,000.00	9,062,351.29	-	9,062,351.29	-	2,662,351.29
1.1.1.32. Diversas Tasas	4,500,000.00	-	4,500,000.00	2,804,381.97	-	2,804,381.97	1,695,618.03	-
<b>1.1.2. OTROS INGRESOS</b>	<b>419,400,000.00</b>	<b>158,456,133.96</b>	<b>577,856,133.96</b>	<b>296,362,049.77</b>	<b>158,456,133.96</b>	<b>454,818,183.73</b>	<b>123,037,950.23</b>	<b>0.00</b>
1.1.2.1. Ingresos Varios	287,000,000.00	-	287,000,000.00	242,888,518.52	-	242,888,518.52	44,111,481.48	-
1.1.2.3. Comisiones	-	-	0.00	-	-	-	-	-
1.1.3. RENTAS A LA PROPIEDAD	132,400,000.00	-	132,400,000.00	53,473,531.25	-	53,473,531.25	78,926,468.75	-
1.1.3.1. Intereses Invers. Transitorias	132,400,000.00	-	132,400,000.00	53,473,531.25	-	53,473,531.25	78,926,468.75	-
1.1.4. Traslado Saldos Afectados	-	158,456,133.96	158,456,133.96	-	158,456,133.96	-	-	0.00



RODRIGUEZ  
Mat. 4227 / C.P.C.S.E.R.  
A/C Contador Municipal  
Municipalidad de Concordia

DE OTRAS JURISDICCIONES		1,850,000,000.00	20,765,000.00	1,870,765,000.00	1,981,411,371.18	-	1,981,411,371.18	-	110,646,371.18
1.2.	DE JURISDICCION PROVINCIAL	782,000,000.00	-	782,000,000.00	843,812,835.54	-	843,812,835.54	-	-61,812,835.54
1.2.1.	Coparticip. Imp. Automotor	146,000,000.00	-	146,000,000.00	179,433,859.34	-	179,433,859.34	-	33,433,859.34
1.2.1.1.	Coparticip. Otros Imp. Pciales.	612,000,000.00	-	612,000,000.00	613,210,841.26	-	613,210,841.26	-	1,210,841.26
1.2.1.2.	Regalias - Dto. 3010/90	24,000,000.00	-	24,000,000.00	51,168,134.94	-	51,168,134.94	-	27,168,134.94
1.2.1.3.	Otras Transferencias	-	-	-	-	-	-	-	-
4124	Juegos Evita	-	-	-	-	-	-	-	-
4125	Conv. Ayuda Emergencia Climatica	-	-	-	-	-	-	-	-
3001	Mes de Todos los Niños	-	-	-	-	-	-	-	-
3001	Convenio Perilago de Salto Grande	-	-	-	-	-	-	-	-
1.2.2.	DE JURISDICCION NACIONAL	1,068,000,000.00	20,765,000.00	1,088,765,000.00	1,137,598,535.64	-	1,137,598,535.64	-	-48,833,535.64
1.2.2.1.	Coparticip. Imp. Nacionales	1,068,000,000.00	-	1,068,000,000.00	1,116,833,535.64	-	1,116,833,535.64	-	48,833,535.64
	Otras Transferencias Nacionales	-	20,765,000.00	20,765,000.00	20,765,000.00	-	20,765,000.00	-	-
4203	Proy. Apoyo a Rec Urbani Cdia. Motocarros	-	-	-	-	-	-	-	-
3001	Convenio PIRI-HUE	-	-	-	-	-	-	-	-
3001	Conv. Asist. Logistica AUH	-	-	-	-	-	-	-	-
4204	Convenio de Emergencia COVID-19	-	5,000,000.00	5,000,000.00	5,000,000.00	-	5,000,000.00	-	-
3056	Prog. Potenciar Trabajo	-	15,765,000.00	15,765,000.00	15,765,000.00	-	15,765,000.00	-	-

RECURSOS DE CAPITAL		208,500,000.00	-	208,500,000.00	10,924,265.51	0.00	10,924,265.51	197,575,734.49	0.00
2.	REEMBOLSO DE PRESTAMOS	-	-	-	0.00	0.00	0.00	-	-
2.1.	Programa Viviendas	-	-	-	0.00	0.00	0.00	-	-
2.1.3.	Programa Viviendas	-	-	-	0.00	0.00	0.00	-	-
2.2.	VENTA DE ACTIVOS FIJOS	-	-	-	0.00	0.00	0.00	-	-
2.2.1.	Venta de Tierras	-	-	-	0.00	0.00	0.00	-	-
2.2.2.	Venta de Rezagos y Varios	-	-	-	0.00	0.00	0.00	-	-
2.4	TRANSFERENCIAS DE CAPITAL	208,500,000.00	-	208,500,000.00	10,924,265.51	0.00	10,924,265.51	197,575,734.49	0.00
2.3.	VENTA DE TITULOS PUBLICOS	0.00	-	0.00	-	-	-	-	-
2.4.	TRANSFERENCIAS DE CAPITAL	-	-	-	-	-	-	-	-
2.4.1	Viviendas	-	-	-	-	-	-	-	-
2.4.1	Viviendas	46,959,647.24	-	46,959,647.24	0.00	0.00	0.00	46,959,647.24	-
3017	Programa 68 viviendas B° El silencio	355,155.02	-	355,155.02	-	-	-	355,155.02	-
3018	Programa 40 viv B° B Legezen	-	-	0.00	-	-	-	-	-
3020	Programa 27 viv B° Nebel Norte	1,138,819.31	-	1,138,819.31	-	-	-	1,138,819.31	-
3022	Programa 9 Mejoramientos B° Nebel	0.00	-	0.00	-	-	-	-	-
3023	Programa 56 viv B° 8 Diciembre	1,617,808.77	-	1,617,808.77	-	-	-	1,617,808.77	-
3025	Prog 40 Viv Etapa II - Villa Cresto Norte	14,847,864.14	-	14,847,864.14	-	-	-	14,847,864.14	-
3028	Prog. 37 Prov Tierras para el Hábitat Social	-	-	0.00	-	-	-	-	-
3029	Prog. Pav. 100 + 250 Viv. Emerg. Hidrica	29,000,000.00	-	29,000,000.00	-	-	-	29,000,000.00	-
2.4.2	Obras Infraestructura	8,503,787.93	-	8,503,787.93	0.00	0.00	0.00	8,503,787.93	0.00
3014	Fco Federal Solidario Dto 206/09	-	-	0.00	-	-	-	-	-
	Proyecto Estadio Ciudad de Concordia	8,503,787.93	-	8,503,787.93	-	-	-	8,503,787.93	-
3049	Prog. Asist Fciera a los Munic Dto. 836	-	-	-	-	-	-	-	-
3050	Refuncionalización Piscina CIC Victor Opperl	-	-	-	-	-	-	-	-
2.4.3	Otras Transferencias	153,036,564.83	-	153,036,564.83	10,924,265.51	0.00	10,924,265.51	142,112,299.32	-
	Aportes Prov. - Convenio Medic.	-	-	0.00	-	-	-	-	-
	Otros Aportes Provinciales y Nacionales	-	-	0.00	-	-	-	-	-


  
 No. 2

MATIAS O. RODRIGUEZ  
 Int. 4221 - C.P.C.E.R.  
 Contador Municipal  
 Municipalidad de Concordia





## Estados de la EJECUCION PRESUPUESTARIA DEL GASTO A DICIEMBRE 2020

CONCEPTO	CREDITO ORIGINAL	MODIFICACIONES	DEFINITIVO	O DE PAGO	COMPROMISO	TOTAL IMPUTADO	PORCENTAJE	ECONOMIA	PAGADO	Pagos Parciales	ADEUDADO
EROGACIONES CORRIENTES	3,159,400,000.00	244,050,221.38	3,403,450,221.38	3,138,430,303.16	28,669,880.25	3,167,100,183.41	93.06 %	236,350,037.97	2,685,021,761.31	364,421,264.03	117,657,158.07
OPERACIÓN	2,806,000,000.00	248,802,935.81	3,054,802,935.81	2,877,354,313.11	20,004,042.61	2,897,358,355.72	94.85 %	157,444,580.09	2,428,079,649.95	362,913,701.15	106,365,004.62
PERSONAL	1,980,000,000.00	86,000,000.00	2,066,000,000.00	2,044,056,282.82	22,472.00	2,044,078,754.82	98.94 %	21,921,245.18	1,648,628,018.72	321,438,048.27	74,012,887.83
BIENES Y SERVICIOS NO PERSONALES	826,000,000.00	162,802,935.81	988,802,935.81	833,298,030.29	19,981,570.61	853,279,600.90	86.29 %	135,523,334.91	779,451,631.23	41,475,652.88	32,352,316.79
INTERESES DE LA DEUDA	28,400,000.00	1,590,000.00	29,990,000.00	29,945,583.54	0.00	29,945,583.54	99.85 %	44,416.46	29,945,583.54	0.00	0.00
INTERESES DE LA DEUDA	28,400,000.00	1,590,000.00	29,990,000.00	29,945,583.54	0.00	29,945,583.54	99.85 %	44,416.46	29,945,583.54	0.00	0.00
TRANSFERENCIAS	275,000,000.00	19,657,285.57	294,657,285.57	228,491,451.36	8,471,837.64	236,963,289.00	80.42 %	57,693,996.57	224,357,572.67	1,507,562.88	11,098,153.45
P/ FINANCIAR EROGACIONES CORRIENTES	250,800,000.00	3,145,480.75	253,945,480.75	206,178,385.98	8,078,706.64	214,257,092.62	84.37 %	39,688,388.13	202,299,632.29	1,253,060.38	10,704,399.95
P/ FINANCIAR EROGACIONES DE CAPITAL	24,200,000.00	16,511,804.82	40,711,804.82	22,313,065.38	393,131.00	22,706,196.38	55.77 %	18,005,608.44	22,057,940.38	254,502.50	393,753.50
A CLASIFICAR	20,000,000.00	0.00	20,000,000.00	0.00	0.00	0.00	0.00 %	20,000,000.00	0.00	0.00	0.00
CREDITO ADICIONAL - EROGACIONES CORRIENTES	20,000,000.00	0.00	20,000,000.00	0.00	0.00	0.00	0.00 %	20,000,000.00	0.00	0.00	0.00
PRESUPUESTO PARTICIPATIVO	30,000,000.00	-26,000,000.00	4,000,000.00	2,638,955.15	194,000.00	2,832,955.15	70.82 %	1,167,044.85	2,638,955.15	0.00	194,000.00
PRESUPUESTO PARTICIPATIVO	30,000,000.00	-26,000,000.00	4,000,000.00	2,638,955.15	194,000.00	2,832,955.15	70.82 %	1,167,044.85	2,638,955.15	0.00	194,000.00
EROGACIONES DE CAPITAL	585,000,000.00	-64,491,314.74	520,508,685.26	162,491,601.58	2,367,760.23	164,859,361.81	31.67 %	355,649,323.45	145,733,298.54	12,527,447.59	6,598,615.68
INVERSION REAL	580,000,000.00	-76,971,725.34	503,028,274.66	159,991,601.58	2,367,760.23	162,359,361.81	32.28 %	340,668,912.85	143,233,298.54	12,527,447.59	6,598,615.68
BIENES DE CAPITAL	20,000,000.00	4,256,553.41	24,256,553.41	10,981,636.72	0.00	10,981,636.72	45.27 %	13,274,916.69	9,963,500.78	585,770.02	432,365.92
TRABAJO PUBLICO	560,000,000.00	-81,228,278.75	478,771,721.25	149,009,964.86	2,367,760.23	151,377,725.09	31.62 %	327,393,996.16	133,269,797.76	11,941,677.57	6,166,249.76
BIENES PREEXISTENTES	0.00	12,480,410.60	12,480,410.60	0.00	0.00	0.00	0.00 %	12,480,410.60	0.00	0.00	0.00
BIENES PREEXISTENTES	0.00	12,480,410.60	12,480,410.60	0.00	0.00	0.00	0.00 %	12,480,410.60	0.00	0.00	0.00
INVERSION FINANCIERA	5,000,000.00	0.00	5,000,000.00	2,500,000.00	0.00	2,500,000.00	50.00 %	2,500,000.00	2,500,000.00	0.00	0.00
INVERSION FINANCIERA	5,000,000.00	0.00	5,000,000.00	2,500,000.00	0.00	2,500,000.00	50.00 %	2,500,000.00	2,500,000.00	0.00	0.00
A CLASIFICAR	0.00	0.00	0.00	0.00	0.00	0.00	0.00 %	0.00	0.00	0.00	0.00
CREDITO ADICIONAL - EROGACIONES DE CAPITAL	3,744,400,000.00	179,558,906.64	3,923,958,906.64	3,300,921,904.74	31,037,640.48	3,331,959,545.22	85.70 %	591,999,361.42	2,830,755,059.85	376,948,711.62	124,255,773.75
SUB - TOTAL :											
OTRAS EROGACIONES	32,600,000.00	0.00	32,600,000.00	18,604,671.82	0.00	18,604,671.82	57.07 %	13,995,328.18	18,604,671.82	0.00	0.00
AMORTIZACION DE LA DEUDA	32,600,000.00	0.00	32,600,000.00	18,604,671.82	0.00	18,604,671.82	57.07 %	13,995,328.18	18,604,671.82	0.00	0.00
AMORTIZACION DE LA DEUDA	32,600,000.00	0.00	32,600,000.00	18,604,671.82	0.00	18,604,671.82	57.07 %	13,995,328.18	18,604,671.82	0.00	0.00
SUB-TOTALES :	3,777,000,000.00	179,558,906.64	3,956,558,906.64	3,319,526,576.56	31,037,640.48	3,350,564,217.04	84.68 %	605,994,689.60	2,849,359,731.67	376,948,711.62	124,255,773.75
Ajustes:											
Menos: Deudas Raf incluidas en DF											-1,391,645.38
Más: Deuda según Decreto											29,904,476.57
<b>TOTALES</b>	3,777,000,000.00	179,558,906.64	3,956,558,906.64	3,319,526,576.56	31,037,640.48	3,350,564,217.04	84.68 %	605,994,689.60	2,849,359,731.67	376,948,711.62	152,768,604.94

Las Notas y Anexos que se acompañan forman parte integrante de estos Estados ORTIGUEZ  
 Mat. 4227 - C.P. C.E.E.R.  
 A/C Contador Municipal  
 Municipalidad de Concordia



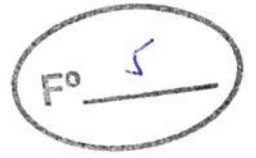
Municipalidad de Concordia

**Estados de SALDOS a DICIEMBRE 2020**

RUBRO	Saldos 31/12/19	Aj al Sdo Inicial	Sdo Inicial Ajust	Ingresos	Transferencias	Egresos	Transferencias	Saldos a Diciembre 2020
RECURSOS SIN AFECTACION	242,316,012.54	( 18,653,636.17)	223,662,376.37	3,244,195,422.29		2,872,253,619.78	93,227,453.03	502,376,725.85
RECURSOS CON AFECTACION	158,456,133.96		158,456,133.96	384,919,871.33		354,054,823.51		189,321,181.78
CUENTAS ESPECIALES	17,314,223.69		17,314,223.69	98,693,549.14		99,023,707.32		16,984,065.51
FONDOS DE TERCEROS	11,067,544.09		11,067,544.09	40,558,477.54		40,681,814.96		10,944,206.67
RESIDUOS PASIVOS					93,227,453.03	93,227,453.03		
<b>T O T A L E S</b>	<b>429,153,914.28</b>	<b>( 18,653,636.17)</b>	<b>410,500,278.11</b>	<b>3,768,367,320.30</b>	<b>93,227,453.03</b>	<b>3,459,241,418.60</b>	<b>93,227,453.03</b>	<b>719,626,179.81</b>

Las Notas y Anexos que se acompañan forman parte integrante de estos Estados

Cr. MATIAS O. RODRIGUEZ  
 Mat. 4227 - C.P.C.E.R.  
 A/C Contador Municipal  
 Municipalidad de Concordia





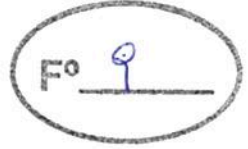


Municipalidad de Concordia

Estados de la DETERMINACIÓN DE RECURSOS AFECTADOS A DICIEMBRE 2020

RUBROS	Saldos 2019	Ajuste Saldo al Inicio	Ingresos	Egresos	Ajustes	Saldos a Diciembre 2020	Imputación
<b>RECURSOS AFECTADOS</b>	29,382,770.96		148,908,900.63	145,599,596.36	0.00	32,692,075.23	
<b>De Origen Presupuestario</b>							
9080 EMCONTUR Art. 20 Ord. 35.625	2,454,158.79		16,149,602.05	15,286,602.61		3,317,158.23	jur 22
9079 FONDO PARQUE INDUSTRIAL	8,157,646.03		11,011,092.35	6,481,875.77		12,686,862.61	jur 27
CENTRO VET. DE GUERRAS MALVINAS Ord. N° 30.246	163,415.58		778,397.16	736,595.46		205,217.28	jur 20
SUBASTA PCA Ord. 35.238/14	8,883,932.00		0.00	0.00		8,883,932.00	jur 03
EST. MEDIDO -GTOS FUNC SISTEMA Ord. 35701	2,759,351.18		4,874,724.90	4,709,633.56		2,924,442.52	jur 27
EST. MEDIDO CENTRAL DE TRANSITO Ord. 35701	2,893,497.31		2,924,834.96	5,300,728.51		517,603.76	0.7.40.01.01.02.21.19 y 0.7.40.02.05.07
EST. MEDIDO - CULTURA Ord. 35701	324,626.42		1,462,417.50	1,617,587.10		169,456.82	0.5.90.01.01.02.21.19
EST. MEDIDO - DIR. DISCAPACIDAD Ord. 35701	1,214,351.72		1,462,417.50	2,676,769.22		0.00	0.3.50.01.01.02.21.19 y 0.3.50.02.05.07
EST. MEDIDO - VHI SIDA Ord. 35701	295,756.97		731,208.75	549,884.99		477,080.73	0.4.30.01.03.04.34.08
EST. MEDIDO FORTALECIMIENTO SOCIAL Ord 35701	156,043.83		731,208.75	305,132.24		582,120.34	0.4.30.01.01.02.21.19
EST. MEDIDO - AGENTE DE CTROL Ord. 35701	312,662.63		1,864,526.44	1,920,208.68		256,980.39	0.1.90.01.01.02.21.19.01
EST. MEDIDO - JUZGADO DE FALTA Ord. 35701	216,862.05		799,082.76	805,563.00		210,381.81	0.1.90.01.01.02.21.19
EST. MEDIDO - COMISION CONVENIO UNLP	379,017.76		1,319,772.12	1,000,999.86		697,790.02	0.1.90.01.01.02.21.19.04
EST. MEDIDO - COMISION CONV. TR ARGENTINA SA	0.00		0.00	0.00		0.00	0.1.90.01.01.02.21.19.05
EST. MEDIDO - GASTOS PERSONAL RES N° 7807/18	288,512.58		949,000.00	1,043,572.58		183,940.00	0.1.90.01.01.02.21.19.02
EST. MEDIDO - GASTOS MENSAJERIA RES N° 7807/18	498,036.00		415,030.00	0.00		913,066.00	0.1.90.01.01.02.21.19.03
RRC-FDO. REDIST. SOLIDARIA Ord. 35.765	137,013.05		67,785.66	0.00		204,798.71	0.3.10.01.01.02.21.23
RRC-FDO. DE INVERSIONES Ord. 35.765	137,013.04		67,785.66	0.00		204,798.70	0.3.10.01.01.02.21.23
RRC-FDO. DISTRIB. PERSONAL Ord. 35.765	110,874.02		135,571.29	0.00		246,445.31	0.3.10.01.01.02.21.23
ConTRIBUCION POR MEJORAS Ord 35.646	0.00		9,062,351.29	9,062,351.29		0.00	0.7.90.02.05.08.61.05
FONDO DE OBRAS PUBLICAS	0.00		94,102,091.49	94,102,091.49		0.00	Varias

Cr. MATIAS O. RODRIGUEZ  
Mat. 4227 - C.P. C.E.E.R.  
A/C Contador Municipal  
Municipalidad de Concordia



APORTES NO REINTEGRABLES		129,073,363.00	236,010,970.70	208,455,227.15	0.00	156,629,106.55	
4121	Regalias	0.00	51,168,134.94	51,168,134.94	0.00	0.00	
3017	Prog Autoc Viv Asent El Arenal Dio. Pcial. 2610/06	130,410.60	0.00	0.00	0.00	130,410.60	Jur 03
3018	Programa 68 viviendas B° El silencio	28,985.00	0.00	0.00	0.00	28,985.00	Jur 03
3020	Programa 40 Vivienda Bto. Legeren	1,622,729.09	0.00	1,622,729.09	0.00	0.00	Jur 03
3022	Programa 27 viv B° Nebel Norte	0.00	0.00	0.00	0.00	0.00	Jur 03
3023	Programa 9 Mejoramientos B° Nebel	0.00	0.00	0.00	0.00	0.00	Jur 03
3025	Programa 56 viv B° 8 Diciembre	387,146.94	0.00	0.00	0.00	0.00	Jur 03
3028	Prog 40 Viv Etapa II - Villa Cresto Norte	6,019,280.88	0.00	20,023.81	0.00	367,123.13	Jur 03
3029	Programa 37 Viviendas Hábitat Social	134,634.67	0.00	1,567,934.25	0.00	4,451,346.63	Jur 03
3035	Prog Pav 100 + 250 Vivi Emergencia Hídrica	2,894,512.57	0.00	0.00	0.00	134,634.67	Jur 03
3036	Plan Alumbrado Eficiente	0.00	0.00	0.00	0.00	2,894,512.57	Jur 03
3040	Prestamo Dolares Ordenanza N° 36.174	101,129,249.15	26,795,622.40	50,566,706.82	0.00	77,358,164.73	Jur 03
3048	Desague Pluvial Redes Cloaca B° Yuqueri 3° Etapa	1,197,827.77	0.00	0.00	0.00	1,197,827.77	Jur 03
3038	Plan Pav. Cdad de Cdia 85 Cuadras	70,440.04	10,924,265.51	0.00	0.00	10,994,705.55	Jur 04
4124	Conv. CTM (Aeropuerto)	1,092,998.70	0.00	827,974.00	0.00	265,024.70	Jur 29
3039	Juegos Evita Pcial 2018	84,533.00	0.00	0.00	0.00	84,533.00	Jur 17
3051	Convenio Prov. Playas "Perilago Tort Alegre"	0.00	0.00	0.00	0.00	0.00	Jur 03
3044	Programa Hacemos Futuro Capacitación Transición Argentina Trab	9,670.00	0.00	0.00	0.00	9,670.00	Jur 03
3053	Programa Hacemos Futuro Talleres Formativo (Polo Productivo)	145,025.50	0.00	0.00	0.00	145,025.50	Jur 03
3001	Convenio CTM	440,081.63	66,573,709.32	59,204,389.77	0.00	7,809,401.18	Jur 29
4134	Programa Construyendo Esperanza	5,310,083.53	16,643,427.33	5,700,550.75	0.00	16,252,960.11	Jur 03
3054	Ap. Provincial Estadio Ciudad de Concordia	973,539.53	0.00	973,539.53	0.00	0.00	Jur 03
3001	Convenio Asistencia logística AUH	1,389,960.12	0.00	0.00	0.00	1,389,960.12	Jur 29
3055	Juegos Evita Pcial 2019	35,056.00	0.00	0.00	0.00	35,056.00	Jur 29
3001	Adq. De un Transporte Institucional	1,931,200.00	0.00	1,931,200.00	0.00	0.00	Jur 03
4204	Conv. Pavimentación Bvard Yuqueri e/Moullins y P.I.	2,459,690.08	0.00	2,381,338.19	0.00	78,351.89	Jur 03
3001	Convenio PIRI-HUE	1,586,308.20	0.00	1,549,369.00	0.00	36,939.20	Jur 31 y Jur 28
3001	Conv. Prog. Inst. Socio Urbano	0.00	0.00	0.00	0.00	0.00	Jur 03
3001	Convenio de Emergencia Covid - 19	0.00	5,000,000.00	5,000,000.00	0.00	0.00	Jur 31
3056	Convenio Asist. Financiera Municipios Dio. 1000/20 Poia ER	0.00	25,941,337.00	25,941,337.00	0.00	0.00	Jur 03
3001	Prog. Potenciar Trabajo	0.00	15,765,000.00	0.00	0.00	15,765,000.00	Jur 03
3057	Plan Nacional Argentina contra el Hambre	0.00	9,000,000.00	0.00	0.00	9,000,000.00	Jur 03
3044	Concordia Programa: Una certificación para empezar a Prog. Aporte CTM Iluminación y Riesgo Estadio Cdad de Cdia.	0.00	199,474.20	0.00	0.00	199,474.20	Jur 03
<b>TOTAL:</b>		<b>158,456,133.96</b>	<b>384,919,871.33</b>	<b>354,054,823.51</b>	<b>0.00</b>	<b>189,321,181.78</b>	

Las Notas y Anexos que se acompañan forman parte integrante de estos Estados

Cr. MATIAS O. RODRIGUEZ  
Mat. 427 - C.P.C.E.F.R.  
A/C Contador Municipal  
Municipalidad de Concordia

Fº 10

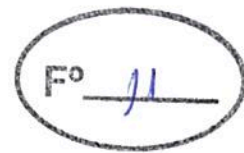
**MUNICIPALIDAD DE CONCORDIA**

**ESTADO DE SITUACION PATRIMONIAL AL 31 / 12 /2020- Comparativo con el ejercicio anterior**

		Actual	Anterior	Actual	Anterior
		\$	\$	\$	\$
<b>ACTIVO</b>					
<b>Activo corriente</b>					
Caja y bancos	(Nota 2)	194,847,676.72	123,083,387.94	152,768,604.94	105,260,122.63
Inversiones	(Nota 3)	524,778,503.09	306,070,526.34	16,984,065.51	17,314,223.69
Créditos por Tasas	(Nota 4)	910,420,312.41	550,054,265.20	10,944,206.67	11,067,544.09
Otros créditos	(Nota 5)	21,534,131.62	19,432,886.99	189,321,181.78	158,456,133.96
<b>Total del activo corriente</b>		<b>1,651,580,623.84</b>	<b>998,641,066.47</b>	<b>426,269,512.97</b>	<b>316,643,173.05</b>
<b>Activo no corriente</b>					
Inversiones	(Nota 6)	13,417,188.59	10,917,188.59	426,269,512.97	316,643,173.05
Bienes de Capital	(Nota 7)	1,519,288,754.74	986,872,011.14	413,224,213.79	309,976,430.79
<b>Total del activo no corriente</b>		<b>1,532,705,943.33</b>	<b>997,789,199.73</b>	<b>413,224,213.79</b>	<b>309,976,430.79</b>
<b>TOTAL DEL ACTIVO</b>		<b>3,184,286,567.17</b>	<b>1,996,430,266.20</b>	<b>839,493,726.76</b>	<b>626,619,603.84</b>
				<b>2,344,792,840.41</b>	<b>1,369,810,662.36</b>
				<b>3,184,286,567.17</b>	<b>1,996,430,266.20</b>
<b>PASIVO</b>					
<b>Pasivo corriente</b>					
<b>Deudas:</b>					
Residuos Pasivos	(Nota 8)				105,260,122.63
Cuentas Extrap - Especiales	(Nota 9 y Anexo)				17,314,223.69
Cuentas Extrap - Fdos. de Terceros	(Nota 10 y Anexo)				11,067,544.09
Recursos Afectados	(Nota 11 y Anexo)				158,456,133.96
Deuda Consolidada	(Nota 12 y Anexo)				24,545,148.68
<b>Total deudas Ctes</b>				<b>426,269,512.97</b>	<b>316,643,173.05</b>
<b>Total del pasivo corriente</b>					
<b>Pasivo no corriente</b>					
Deuda Consolidada	(Nota 12 y Anexo)				309,976,430.79
<b>Total del pasivo no corriente</b>				<b>413,224,213.79</b>	<b>309,976,430.79</b>
<b>TOTAL DEL PASIVO</b>				<b>839,493,726.76</b>	<b>626,619,603.84</b>
<b>PATRIMONIO NETO (Nota 14 y EEPN)</b>				<b>2,344,792,840.41</b>	<b>1,369,810,662.36</b>
<b>TOTAL DEL PASIVO Y PATRIM. NETO</b>		<b>3,184,286,567.17</b>	<b>1,996,430,266.20</b>	<b>3,184,286,567.17</b>	<b>1,996,430,266.20</b>

Las notas y anexos que se acompañan forman parte integrante de estos Estados


**CR. MATIAS O. RODRIGUEZ**  
 Mat. 4227 - C. P. C. E. E. R.  
 A/C Contador Municipal  
 Municipalidad de Concordia



**MUNICIPALIDAD DE CONCORDIA**  
**ESTADO DE EVOLUCION DEL PATRIMONIO NETO**

Por el ejercicio anual finalizado el 31/ 12 /2020 - Comparativo con el ejercicio anterior

DETALLE	PATRIMONIO NETO MUNICIPAL				TOTAL DEL	
	Patrimonio Municipal	Resultado Ejercicio	Res. De Ej. Ant	Total	EJERCICIO PN MUNICIPAL	
					Actual	Anterior
Saldos al inicio del ejercicio	1,232,754,772.45	137,303,017.13	(247,127.22)	1,369,810,662.36		
Modificación saldos inicio	0.00	0.00		0.00		
Saldos al inicio modificados	1,232,754,772.45	137,303,017.13	(247,127.22)	1,369,810,662.36		
Pagos Deuda Consolidada Ley 10.010 Dto 4600/15	926,043.58					
Alta Convenio Programa Mi Ciudad Led	(16,282,060.72)					
Incremento Deuda Consolidada en dolares (Dif. Cotiz)	(119,598,071.25)					
Alta Intereses Préstamo Ley Pcial 10.480	(27,873,843.57)					
Pago Intereses Préstamo Ley Pcial 10.480	27,873,843.57					
Inversiones CMP SEM (Capital accionario)	2,500,000.00					
Ajustes Adel y Subs c/c Rendición	1,620,483.24					
Ajustes Otros Créditos	250,000.00					
RRCS - Ord. 35.675 (Facturación)	501,904.00					
RRCS - Ord. 35.675 (Cobranzas)	(271,142.61)					
Ajuste Residuos Activos	401,832,212.77					
Ajuste Previsión por Incobrables	(41,466,165.56)					
Ajuste Bienes Inmuebles 2020	412,508,061.69					
Incorporación Ord. 36.174	53,738,610.82					

  
 Cr. MATIAS O. RODRIGUEZ  
 Mat. 4227 - C.P.C.E.E.R.  
 A/C Contador Municipal  
 Municipalidad de Concordia

Fº 12

Alta Bienes Muebles 2020								
Amortiz Bs Muebles 2020								
Déficit de Ejercicios Anteriores						(15,961,710.28)		
Resultado del Ejercicio			365,569,831.19					
<b>Saldos al cierre del ejercicio</b>		1,995,184,719.50	365,569,831.19		(15,961,710.28)	2,344,792,840.41	2,344,792,840.41	1,369,810,662.36

Las notas y anexos que se acompañan forman parte integrante de estos Estados

CT. MATIAS O. RODRIGUEZ  
Mat. 4227 - C.P.C.E.F.R.  
A/C Contador Municipal  
Municipalidad de Concordia



Municipalidad de Concordia

PLANILLA DE EVOLUCIÓN DEL PASIVO A DICIEMBRE 2020

DEUDA CONSOLIDADA					
RUBROS	SALDOS 2019	CREDITOS	DEBITOS	SALDOS DICIEMBRE 2020	
Convenio Refinanciación Deuda - Ley 10.010 Dto 394/11 MEHF Dto 46	8,409,262.72	0.00	926,043.58	7,483,219.14	
Convenio Programa Mi Ciudad Led Ord. 36.213	39,076,945.75	16,282,060.72	0.00	55,359,006.47	
Préstamo en Dólares Ley 10.480: Capital	287,035,371.00	119,598,071.25	0.00	406,633,442.25	
Préstamo en Dólares Ley 10.480: Intereses	0.00	27,873,843.57	27,873,843.57	0.00	
<b>TOTAL</b>	<b>334,521,579.47</b>	<b>163,753,975.54</b>	<b>28,799,887.15</b>	<b>469,475,667.86</b>	
RESIDUOS PASIVOS					
RUBROS	SALDOS 2019	CREDITOS	DEBITOS	SALDOS DICIEMBRE 2020	
Residuos Pasivos Ejercicios Anteriores	105,260,122.63	5,926,692.13	111,186,814.76	0.00	
Residuos Pasivos 2020	0.00	152,768,604.94	0.00	152,768,604.94	
<b>TOTAL</b>	<b>105,260,122.63</b>	<b>158,695,297.07</b>	<b>111,186,814.76</b>	<b>152,768,604.94</b>	
OTRAS DEUDAS					
RUBROS	SALDOS 2019	CREDITOS	DEBITOS	SALDOS DICIEMBRE 2020	
Cuentas Extrapresupuestarias - Fondos de Terceros	11,067,544.09	40,558,477.54	40,681,814.96	10,944,206.67	
<b>TOTAL</b>	<b>11,067,544.09</b>	<b>40,558,477.54</b>	<b>40,681,814.96</b>	<b>10,944,206.67</b>	
<b>TOTAL GENERAL</b>	<b>450,849,246.19</b>	<b>363,007,750.15</b>	<b>180,668,516.87</b>	<b>633,188,479.47</b>	

Ct. MATIAS O. RODRIGUEZ  
Mat. 4227 - C.P.C.E.E.R.  
A/C Contador Municipal  
Municipalidad de Concordia

10



Municipalidad de Concordia

**ESTADOS DE FONDOS AFECTADOS A DICIEMBRE 2020**

RUBROS	SALDOS 2019	CREDITOS	DEBITOS	AJUSTES	DICIEMBRE 2020
Cuentas Extrapresupuestarias - Especiales	17,314,223.69	98,693,549.14	99,023,707.32	0.00	16,984,065.51
Aportes No Reintegrables	129,073,363.00	236,010,970.70	208,455,227.15	0.00	156,629,106.55
Recursos Afectados	29,382,770.96	148,908,900.63	145,599,596.36	0.00	32,692,075.23
<b>TOTAL FONDOS AFECTADOS</b>	<b>175,770,357.65</b>	<b>483,613,420.47</b>	<b>453,078,530.83</b>	<b>0.00</b>	<b>206,305,247.29</b>

Las Notas y Anexos que se acompañan forman parte integrante de estos Estados

  
Sr. MATIAS Q. RODRIGUEZ  
Mat. 4227 - S.P.C.E.E.R.  
A/C Contador Municipal  
Municipalidad de Concordia

F° 16



## Municipalidad de Concordia

### Estados para la Determinación del RESULTADO DEL EJERCICIO 2020

	Actual	Anterior
<b>1. DETERMINACIÓN DEL RESULTADO DEL EJERCICIO</b>		
Ingresos por Recursos Presupuestarios (Según Cuadro N° 1)	3,629,115,293.62	2,774,956,481.75
Traslado Saldos Afectados al Inicio y Superavit	295,512,023.87	240,077,890.21
<b>MENOS:</b>		
Egresos(Comprometido s/ Ejecución Presupuesto de Gastos -Cuadro N° 2)	(3,350,564,217.04)	(2,723,027,728.74)
Gastos Devengados sin Liquidación	(29,904,476.57)	(18,374,033.71)
Saldo de deuda de Recursos Afectados del Ejercicio	1,391,645.38	10,383,495.56
Ajuste Pagos/Reint. RAF Ejercicio Anterior	(8,618,618.02)	(2,203,431.64)
Saldos Afectados al Cierre	(189,321,181.78)	(158,456,133.96)
Ajuste Pagos de Residuos Pasivos Ejercicios Ant.	17,959,361.73	13,946,477.66
<b>RESULTADO DEL EJERCICIO</b>	<b>365,569,831.19</b>	<b>137,303,017.13</b>
<b>2. COMPROBACIÓN DEL RESULTADO DEL EJERCICIO</b>		
Disponibilidades más Inversiones Transitorias a Diciembre	719,626,179.81	429,153,914.28
<b>MENOS:</b>		
Saldos Afectados	(189,321,181.78)	(158,456,133.96)
Cuentas Extrapresupuestarias (Especiales)	(16,984,065.51)	(17,314,223.69)
Cuentas Extrapresupuestarias (Fdos. de Terceros)	(10,944,206.67)	(11,067,544.09)
Residuos Pasivos del Ejercicio	(152,768,604.94)	(105,260,122.63)
<b>Resultados Acumulados</b>	<b>349,608,120.91</b>	<b>137,055,889.91</b>

  
Cr. MATÍAS O. RODRIGUEZ  
Mat. 422 / C. P. C. E. E. R.  
A/C Contador Municipal  
Municipalidad de Concordia

17



### 3. CONFORMACIÓN RESULTADOS ACUMULADOS

Resultado Ejercicio	365,569,831.19	137,303,017.13
Déficit - Superávit Patrimonial	( 15,961,710.28)	( 247,127.22)
<b>DEFICIT/SUPERÁVIT AL CIERRE DEL EJERCICIO</b>	<b>349,608,120.91</b>	<b>137,055,889.91</b>

### 4. ANALISIS FINANCIERO

Más: Disponibilidades más Inversiones Transitorias al Inicio	429,153,914.28	344,126,981.68
Total INGRESADO (Presupuestarios y Extrapresupuestarios)	3,768,367,320.30	2,946,274,686.73
Menos: Total PAGADO (Presupuestarios y Extrapresupuestarios)	( 3,459,241,418.60)	( 2,858,401,577.04)
Ajustes Disponibilidades Ejercicios Anteriores	( 18,653,636.17)	( 2,846,177.09)
Disponibilidades más Inversiones Transitorias al Cierre	<b>719,626,179.81</b>	<b>429,153,914.28</b>

### 5. CONFORMACIÓN DE LAS DISPONIBILIDADES E INVERSIONES TRANSIT.

Caja	8,000.00	1,200.00
Fondo Fijo	698,130.60	335,000.61
Depósitos en Tránsito	28,399,369.33	36,855,930.20
Cuentas Bancarias	155,165,522.82	73,162,979.89
Plazo Fijo	524,778,503.09	306,070,526.34
Cheques Diferidos	10,576,653.97	12,728,277.24
<b>TOTAL</b>	<b>719,626,179.81</b>	<b>429,153,914.28</b>

Las Notas y Anexos que se acompañan forman parte integrante de estos Estados

Cr. MATIAS O. RODRIGUEZ  
Mat. 4227 - C.P.C.E. E.R.  
A/C Contador Municipal  
Municipalidad de Concordia

Fo 18



Listado de Saldos de Cuentas ExtraPresupuestarias Acumulado hasta Mes: 12 / Año: 2020

Partida	Sdo. Año Ant.	Ingresos	Imputado	Comprometido	Saldo	Deuda Ant.	Pagado	Pagado Parc.	Deuda	Saldo+Deuda
<b>Cuentas Especiales</b>										
9008	396,462.64	0.00	206,462.64	0.00	190,000.00	0.00	206,462.64	0.00	0.00	190,000.00
9607	975,345.46	1,645,297.40	2,613,878.06	0.00	6,764.80	0.00	2,588,068.06	0.00	25,820.00	32,584.80
9670	582,965.62	348,607.11	190,500.00	0.00	741,072.73	10,750.00	190,500.00	0.00	10,750.00	751,822.73
9671	30,701.22	174,302.00	173,897.80	0.00	31,105.42	0.00	173,897.80	0.00	0.00	31,105.42
9672	595,112.55	174,299.35	0.00	0.00	769,411.90	0.00	0.00	0.00	0.00	769,411.90
9673	118,417.61	174,298.60	152,072.35	17,811.60	122,832.26	0.00	152,072.35	0.00	17,811.60	140,643.86
9764	2,013,835.73	859,242.75	84,000.00	0.00	2,789,078.48	0.00	0.00	0.00	84,000.00	2,873,078.48
9777	398,746.23	0.00	0.00	0.00	398,746.23	0.00	0.00	0.00	0.00	398,746.23
9792	1,126,176.90	736,770.00	288,000.00	0.00	1,574,946.90	24,000.00	312,000.00	0.00	0.00	1,574,946.90
9803	1,984.10	0.00	0.00	0.00	1,984.10	0.00	0.00	0.00	0.00	1,984.10
9813	38,953.80	264,180.00	202,144.60	0.00	100,989.20	5,850.00	199,933.30	4,900.00	3,161.30	104,150.50
9814	136,031.15	394,553.00	195,548.25	0.00	335,035.90	5,850.00	175,597.00	7,350.00	18,451.25	353,487.15
9815	530,740.38	579,808.50	566,990.81	17,663.37	525,894.70	200,530.00	675,788.66	0.00	109,395.52	635,290.22
9816	87,028.94	307,622.00	235,315.38	0.00	159,335.56	10,413.00	231,604.38	8,624.00	5,500.00	164,835.56
9817	9,225.56	260,156.50	147,633.30	0.00	121,749.76	5,850.00	150,422.00	0.00	3,051.30	124,811.06
9818	94,813.74	328,303.00	203,221.50	0.00	219,895.24	11,249.00	187,627.00	8,624.00	18,219.50	238,114.74
9819	64,619.24	304,914.50	220,191.50	0.00	149,342.24	5,850.00	174,470.00	8,624.00	42,947.50	192,289.74
9820	66,536.00	440,571.50	284,961.00	0.00	222,146.50	5,850.00	228,522.00	36,260.00	26,029.00	248,175.50
9821	24,642.19	218,427.00	150,904.60	0.00	92,164.59	702.00	137,216.40	8,624.00	5,766.20	97,930.79
9822	36,725.81	364,970.00	184,181.50	0.00	217,514.31	3,685.50	166,422.50	8,624.00	12,820.50	230,334.81
9823	79,664.98	283,760.00	205,251.89	0.00	158,173.09	5,850.00	208,040.59	0.00	3,051.30	161,234.39
9824	63,204.42	308,682.00	211,906.85	0.00	159,979.57	15,812.00	194,420.00	8,624.00	24,674.85	184,654.42
9825	69,394.73	295,280.50	187,241.85	0.00	177,433.38	1,228.50	161,870.50	7,350.00	19,249.85	196,683.23
9826	76,723.13	466,522.50	267,072.16	0.00	276,173.47	5,850.00	251,477.66	8,624.00	12,820.50	288,993.97
9827	47,360.84	296,217.00	201,188.30	0.00	142,389.54	5,850.00	195,177.00	8,624.00	3,237.30	145,626.84
9858	604,767.83	2,194,851.80	1,986,378.69	0.00	813,240.94	1,045.71	1,986,378.69	0.00	1,045.71	814,286.65
9886	4,062.66	0.00	0.00	0.00	4,062.66	0.00	0.00	0.00	0.00	4,062.66
9890	85,731.98	304,070.00	283,954.75	0.00	105,847.23	22,047.00	234,515.75	29,400.00	42,086.00	147,933.23
9901	49,975.52	0.00	0.00	0.00	49,975.52	0.00	0.00	0.00	0.00	49,975.52
9904	233,853.36	0.00	0.00	0.00	233,853.36	0.00	0.00	0.00	0.00	233,853.36
9905	885,204.61	0.00	0.00	0.00	885,204.61	0.00	0.00	0.00	0.00	885,204.61
9906	12,449.76	-10,376.19	0.00	0.00	2,073.57	0.00	0.00	0.00	0.00	2,073.57
9909	2,121.80	0.00	0.00	0.00	2,121.80	0.00	0.00	0.00	0.00	2,121.80
9911	17,010.00	0.00	0.00	0.00	17,010.00	0.00	0.00	0.00	0.00	17,010.00
9916	5,000.00	0.00	5,000.00	0.00	0.00	0.00	5,000.00	0.00	0.00	0.00
Totales	9,565,591.49	11,715,330.82	9,447,897.78	35,474.97	11,797,549.56	348,262.71	9,187,474.28	154,252.00	489,909.18	12,287,458.74

  
 Cr. MARIAS O. RODRIGUEZ  
 Mat. 06027 - C.P. C. E. 60 R.  
 A.C. Gestador Municipal  
 Municipalidad de Concordia

Fo 19



# Municipalidad de Concordia

# PRESUPUESTO DE GASTOS

## Listado de Saldos de Cuentas ExtraPresupuestarias Acumulado hasta Mes: 12 / Año: 2020

Partida	Sdo. Año Ant.	Ingresos	Imputado	Comprometido	Saldo	Deuda Ant.	Pagado	Pagado Parc.	Deuda	Saldo-Deuda
9920	16,740.00	0.00	0.00	0.00	16,740.00	0.00	0.00	0.00	0.00	16,740.00
9921	24,945.96	0.00	0.00	0.00	24,945.96	0.00	0.00	0.00	0.00	24,945.96
9925	57,000.00	0.00	0.00	0.00	57,000.00	0.00	0.00	0.00	0.00	57,000.00
9927	347,066.10	0.00	0.00	0.00	347,066.10	0.00	0.00	0.00	0.00	347,066.10
9928	36,627.00	0.00	0.00	0.00	36,627.00	0.00	0.00	0.00	0.00	36,627.00
9934	53.00	0.00	0.00	0.00	53.00	0.00	0.00	0.00	0.00	53.00
9935	4,597.32	0.00	0.00	0.00	4,597.32	0.00	0.00	0.00	0.00	4,597.32
9936	53,608.46	474,572.00	359,811.50	0.00	168,368.96	3,978.00	351,145.00	0.00	12,644.50	181,013.46
9937	93,364.00	0.00	0.00	0.00	93,364.00	0.00	0.00	0.00	0.00	93,364.00
9938	94,950.00	658,725.90	750,025.90	0.00	3,650.00	0.00	750,025.90	0.00	0.00	3,650.00
9940	32.72	0.00	0.00	0.00	32.72	0.00	0.00	0.00	0.00	32.72
9941	404.49	0.00	0.00	0.00	404.49	0.00	0.00	0.00	0.00	404.49
9945	11,678.00	0.00	0.00	0.00	11,678.00	0.00	0.00	0.00	0.00	11,678.00
9946	28,273.20	0.00	0.00	0.00	28,273.20	0.00	0.00	0.00	0.00	28,273.20
9947	484,763.11	326,250.00	430,323.80	0.00	380,689.31	70,000.00	500,323.80	0.00	0.00	380,689.31
9948	15,928.00	0.00	0.00	0.00	15,928.00	0.00	0.00	0.00	0.00	15,928.00
9949	283,000.00	205,800.00	282,820.00	0.00	205,980.00	0.00	220,370.00	0.00	62,450.00	288,430.00
9951	708,420.56	0.00	693,054.39	0.00	15,366.17	0.00	693,054.39	0.00	0.00	15,366.17
9952	73.16	0.00	0.00	0.00	73.16	0.00	0.00	0.00	0.00	73.16
9953	4,311,786.41	81,671,770.54	85,983,556.95	0.00	0.00	0.00	85,983,556.95	0.00	0.00	0.00
9955	495,440.00	1,151,920.00	675,948.00	0.00	971,412.00	197,640.00	816,545.00	0.00	57,043.00	1,028,455.00
9957	72,000.00	264,000.00	168,000.00	0.00	168,000.00	0.00	168,000.00	0.00	0.00	168,000.00
9959	0.00	2,181,970.88	210,960.00	0.00	1,971,010.88	0.00	210,960.00	0.00	0.00	1,971,010.88
9961	0.00	43,209.00	0.00	0.00	43,209.00	0.00	0.00	0.00	0.00	43,209.00
Totales Cuentas Especiales	16,706,342.98	98,693,549.14	99,002,398.32	35,474.97	16,362,018.83	619,880.71	98,881,455.32	154,252.00	622,046.68	16,984,065.51

Menos Pago Parcial 31/12/19 \$12000

Subtotal \$98869455,32

Más Pago Parciales \$ 154252,00

Total Egresos Cta Especiales \$ 99023707,32

Dr. MATIAS O. RODRIGUEZ  
MAY. 27 - C. P. C. E. E. R.  
A/C Contador Municipal  
Municipalidad de Concordia

Totales

16,706,342.98

98,693,549.14

99,002,398.32

35,474.97

16,362,018.83

619,880.71

98,881,455.32

154,252.00

622,046.68

16,984,065.51





# Municipalidad de Concordia

## PRESUPUESTO DE GASTOS

### Listado de Saldos de Cuentas ExtraPresupuestarias Acumulado hasta Mes: 12 / Año: 2020

Partida	Sdo. Año Ant.	Ingresos	Imputado	Comprometido	Saldo	Deuda Ant.	Pagado	Pagado Parr.	Deuda	Saldo+Deuda
<b>Fondos de Terceros</b>										
9002	6,547,617.95	1,194,369.90	1,509,516.09	169,790.01	6,062,681.75	52,642.60	1,622,699.09	0.00	109,249.61	6,171,931.36
9010	1,015,400.08	8,816,638.30	8,818,514.43	0.00	1,013,523.95	23,874.12	8,818,514.43	0.00	23,874.12	1,037,398.07
9012	0.00	3,159,997.00	3,159,997.00	0.00	0.00	0.00	3,159,997.00	0.00	0.00	0.00
9502	18,228.67	68,528.09	74,813.22	0.00	11,943.54	22,399.52	97,212.74	0.00	0.00	11,943.54
9503	31,394.89	6,526,803.41	6,527,375.96	0.00	30,822.34	0.00	6,527,375.96	0.00	0.00	30,822.34
9504	63,471.35	260,730.16	273,242.41	0.00	50,959.10	92,575.88	365,818.29	0.00	0.00	50,959.10
9520	45.00	0.00	0.00	0.00	45.00	0.00	0.00	0.00	0.00	45.00
9522	1,456.00	0.00	0.00	0.00	1,456.00	0.00	0.00	0.00	0.00	1,456.00
9527	160.00	0.00	0.00	0.00	160.00	0.00	0.00	0.00	0.00	160.00
9528	258.42	0.00	0.00	0.00	258.42	0.00	0.00	0.00	0.00	258.42
9532	12,200.00	0.00	0.00	0.00	12,200.00	0.00	0.00	0.00	0.00	12,200.00
9543	1,080.00	803,670.23	0.00	0.00	804,750.23	0.00	0.00	0.00	0.00	804,750.23
9549	5,787.00	0.00	0.00	0.00	5,787.00	0.00	0.00	0.00	0.00	5,787.00
9608	425.87	1.64	0.00	0.00	427.51	1.52	0.00	0.00	1.52	429.03
9617	969.02	0.00	0.00	0.00	969.02	0.00	0.00	0.00	0.00	969.02
9663	-7.60	0.00	0.00	0.00	-7.60	7.60	0.00	0.00	7.60	0.00
9667	-30.00	0.00	0.00	0.00	-30.00	30.00	0.00	0.00	30.00	0.00
9674	0.00	6,998.08	0.00	0.00	6,998.08	0.00	0.00	0.00	0.00	6,998.08
9686	2,708,838.93	19,433,320.57	19,631,006.18	0.00	2,511,153.32	0.00	19,631,006.18	0.00	0.00	2,511,153.32
9736	0.00	287,407.26	0.00	0.00	287,407.26	0.00	0.00	0.00	0.00	287,407.26
9943	468,717.27	12.90	459,191.27	0.00	9,538.90	0.00	459,191.27	0.00	0.00	9,538.90
<b>Totales Fondos de Terceros</b>										
	10,875,012.85	40,558,477.54	40,453,656.56	169,790.01	10,811,043.82	191,531.24	40,681,814.96	0.00	133,162.85	10,944,206.67

To 21

MATIAS O-RODRIGUEZ  
Nº 4227 - C.P.C.E.R.  
A/C Contador Municipal  
Municipalidad de Concordia

Totales 10,876,012.85 40,558,477.54 40,453,656.56 169,790.01 10,811,043.82 191,531.24 40,681,814.96 0.00 133,162.85 10,944,206.67