



Departamento Ejecutivo



Concordia
MUNICIPALIDAD




Concordia, Abril de 2019.

AL HONORABLE TRIBUNAL DE CUENTAS


PROVINCIA DE ENTRE RIOS

En cumplimiento al Artículo 112 de la Ley 10.027, se remiten a ese Tribunal las Cuentas de la Percepción e Inversión de la Renta Municipal, conjuntamente con los balances respectivos y las Ordenanzas de Presupuesto e Impositiva vigentes, correspondientes al Ejercicio 2018, compuesto de 596 fojas.

Atentamente.


Dr. ENRIQUE TOMÁS CRESTO
Presidente Municipal
MUNICIPALIDAD DE CONCORDIA




LINA A. VARGAS
Responsable Mesa de Entradas
Tribunal de Cuentas de Entre Ríos



Departamento Ejecutivo



Concordia
MUNICIPALIDAD

MUNICIPALIDAD DE CONCORDIA

MITRE 76 - CONCORDIA, ENTRE RÍOS

ESTADOS CONTABLES

**CORRESPONDIENTES AL EJERCICIO ECONÓMICO
INICIADO EL 01/01/2018 Y FINALIZADO EL 31/12/2018**

MUNICIPALIDAD DE CONCORDIA

Estado de la EJECUCIÓN PRESUP. DE LOS RECURSOS Y CUADRO DEL FINANCIAMIENTO AL 31 DE DICIEMBRE 2018

CONCEPTO	Presupuestado	Modificaciones	Presup Total	Recaudado	Ajuste	Recaudado	A Recaudar	Excedente
TOTAL	1,970,000,000.00	155,015,712.41	2,125,015,712.41	2,146,697,695.40	58,560,719.87	2,205,258,415.27	131,525,187.92	-211,767,890.68
1. RECURSOS CORRIENTES	1,697,600,000.00	201,063,992.29	1,898,663,992.29	1,950,677,068.23	58,560,719.87	2,009,237,788.10	65,454,109.85	-176,027,905.66
1.1. DE JURISDICCION MUNICIPAL	869,600,000.00	92,454,412.29	962,054,412.29	962,596,691.17	58,560,719.87	1,021,157,411.04	64,458,179.43	-123,561,178.18
1.1.1. TASAS MUNICIPALES	747,600,000.00	19,875,373.16	767,475,373.16	772,032,956.65	-	772,032,956.65	34,548,441.61	-39,106,025.10
1.1.1.1. Tasa General Inmobiliaria	63,000,000.00	5,000,000.00	68,000,000.00	64,707,059.55	-	64,707,059.55	3,292,940.45	-
1.1.1.2. Inspec de Higiene Tasa Comercial	447,500,000.00	-	447,500,000.00	470,069,127.60	-	470,069,127.60	-	22,569,127.60
1.1.1.3. Asistencia Pública	1,300,000.00	-	1,300,000.00	1,168,280.00	-	1,168,280.00	131,720.00	-
1.1.1.4. Cementero	6,000,000.00	-	6,000,000.00	3,875,453.70	-	3,875,453.70	2,124,546.30	-
1.1.1.5. Publicidad y Propaganda	800,000.00	-	800,000.00	748,133.92	-	748,133.92	51,866.08	-
1.1.1.6. Impuesto a las Entradas	2,300,000.00	-	2,300,000.00	1,745,204.23	-	1,745,204.23	554,795.77	-
1.1.1.7. Rifas y Apuestas	17,000,000.00	-	17,000,000.00	16,002,664.16	-	16,002,664.16	997,335.84	-
1.1.1.8. Vendedores Ambulantes	100,000.00	-	100,000.00	112,580.00	-	112,580.00	-	12,580.00
1.1.1.9. Estacionamiento Medido	5,500,000.00	1,875,373.16	7,375,373.16	11,072,156.19	-	11,072,156.19	-	3,696,783.03
1.1.1.10. Construcciones	1,800,000.00	-	1,800,000.00	1,648,000.62	-	1,648,000.62	151,999.38	-
1.1.1.11. Derechos de Oficina y Sellados	4,800,000.00	-	4,800,000.00	5,503,624.02	-	5,503,624.02	-	703,624.02
1.1.1.12. Abasto	4,800,000.00	-	4,800,000.00	7,321,887.74	-	7,321,887.74	-	2,521,887.74
1.1.1.14. Alumbrado	75,000,000.00	28,000,000.00	103,000,000.00	91,069,384.63	-	91,069,384.63	11,930,615.37	-
1.1.1.15. Estación Terminal de Omnibus	3,300,000.00	-	3,300,000.00	5,942,965.55	-	5,942,965.55	-	2,642,965.55
1.1.1.16. Aeródromo Municipal	100,000.00	-	100,000.00	87,359.58	-	87,359.58	12,640.42	-
1.1.1.17. Intereses y Recargos Tasas Varias	500,000.00	-	500,000.00	389,571.69	-	389,571.69	110,428.31	-
1.1.1.18. Intereses y Recargos Tasa Comercial	4,000,000.00	-	4,000,000.00	5,628,795.61	-	5,628,795.61	-	1,628,795.61
1.1.1.19. Ints. y Recargos Tasa s/Inmuebles	800,000.00	-	800,000.00	941,551.19	-	941,551.19	-	141,551.19
1.1.1.21. Tasa General Inmobil. Atrasada	11,800,000.00	-	11,800,000.00	13,394,312.75	-	13,394,312.75	-	1,594,312.75
1.1.1.22. Higiene/ Comercial Atrasada	68,400,000.00	-	68,400,000.00	38,210,446.31	-	38,210,446.31	15,189,553.69	-
1.1.1.23. Multas	22,000,000.00	-15,000,000.00	7,000,000.00	24,006,171.97	-	24,006,171.97	-	2,006,171.97
1.1.1.26. Deudores Pav., Córdon y Cuneta	4,000,000.00	-	4,000,000.00	4,526,308.04	-	4,526,308.04	-	526,308.04
1.1.1.32. Diversas Tasas	2,800,000.00	-	2,800,000.00	3,861,917.60	-	3,861,917.60	-	1,061,917.60

Cr. MATIAS O. RODRIGUEZ
Mat. 4221 - C.P.C.E.E.R.
A/C Contador Municipal
Municipalidad de Concordia



Cr. PEP. ROXANA T. JURADO
Mat. 3570 - C.P.C.E.E.R.
A/C Contable - Contaduría
Municipalidad de Concordia

	122,000,000.00	72,579,039.13	194,579,039.13	190,563,734.52	58,560,719.87	249,124,454.39	29,909,737.82	-84,455,153.08
1.1.2. OTROS INGRESOS	106,000,000.00	-33,981,680.74	72,018,319.26	156,473,472.34	-	156,473,472.34	-	84,455,153.08
1.1.2.1. Ingresos Varios			0.00					
1.1.2.3. Comisiones			0.00					
1.1.3. RENTAS A LA PROPIEDAD	16,000,000.00	48,000,000.00	64,000,000.00	34,090,262.18		34,090,262.18	29,909,737.82	
1.1.3.1. Intereses Invers. Transitorias		58,560,719.87	58,560,719.87		58,560,719.87	58,560,719.87		
1.1.4. Traslado Saldos Afectados al Inicio								
1.2. DE OTRAS JURISDICCIONES	828,000,000.00	108,609,580.00	936,609,580.00	988,080,377.06	-	988,080,377.06	995,930.42	52,466,727.48
1.2.1. DE JURISDICCION PROVINCIAL	318,000,000.00	68,000,000.00	386,000,000.00	433,804,619.11	-	433,804,619.11	995,930.42	-48,800,549.53
1.2.1.1. Coparticip. Imp. Automotor	72,000,000.00		72,000,000.00	82,217,090.81		82,217,090.81		10,217,090.81
1.2.1.2. Coparticip. Otros Imp. Pciales.	238,000,000.00	63,000,000.00	301,000,000.00	339,583,458.72		339,583,458.72		38,583,458.72
1.2.1.3. Regalias - Dto. 3010/90	8,000,000.00	5,000,000.00	13,000,000.00	12,004,069.58		12,004,069.58	995,930.42	
Otras Transferencias		5,609,580.00	5,609,580.00	5,609,580.00		5,609,580.00		
4124 Juegos Evita		2,609,580.00	2,609,580.00	2,609,580.00		2,609,580.00		
4125 Conv. Ayuda Emergencia Climatica		3,000,000.00	3,000,000.00	3,000,000.00		3,000,000.00		
1.2.2. DE JURISDICCION NACIONAL	510,000,000.00	35,000,000.00	545,000,000.00	548,666,177.95	-	548,666,177.95		3,666,177.95
1.2.2.1. Coparticip. Imp. Nacionales	510,000,000.00	35,000,000.00	545,000,000.00	548,666,177.95		548,666,177.95		3,666,177.95

	252,400,000.00	-82,766,274.03	169,633,725.97	108,315,374.92	0.00	108,315,374.92	66,071,077.97	-4,752,726.92
2. RECURSOS DE CAPITAL								
2.1. REEMBOLSO DE PRESTAMOS	0.00	0.00	0.00	1,101.60	0.00	1,101.60		1,101.60
2.1.3. Programa Viviendas	0.00	0.00	0.00	1,101.60		1,101.60		1,101.60
2.2. VENTA DE ACTIVOS FIJOS	0.00	0.00	0.00	0.00	0.00	0.00		
2.2.1. Venta de Tierras								
2.2.2. Venta de Rezagos y Varios	0.00	0.00	0.00					
2.4. TRANSFERENCIAS DE CAPITAL	252,400,000.00	-82,766,274.03	169,633,725.97	108,314,273.32	0.00	108,314,273.32	66,071,077.97	-4,752,726.92
2.4.1. Viviendas	185,680,000.00	-127,245,169.26	58,434,830.74	38,653,666.81	0.00	38,653,666.81	19,781,163.93	
3017 Programa 68 viviendas B° El silencio	2,687,033.00	-2,687,033.00	0.00	0.02		0.02	0.02	
3018 Programa 40 viv B° B. Legeren	1,622,710.00	-1,622,710.00	0.00					
3020 Programa 27 viv B° Nebel Norte	1,139,791.00	-1,139,790.26	0.74				0.74	
3022 Programa 9 Mejoramientos B° Nebel	73,255.00	-73,255.00	0.00					
3023 Programa 56 viv B° 8 Diciembre	4,730,370.00	-4,200,551.00	529,819.00				529,819.00	
3025 Prog 40 Viv Etapa II - Villa Cresto Norte	26,229,950.00	-8,643,966.00	17,585,984.00				2,636,332.76	
3028 Prog. 37 Prov Tierras para el Hábitat Social	117,816,861.21	-81,640,692.00	36,176,169.21	22,386,273.00		22,386,273.00	13,789,896.21	
3029 Prog. Pav. 100 + 250 Viv - Emerg. Hidrica	31,380,029.79	-27,237,172.00	4,142,857.79	1,317,742.59		1,317,742.59	2,825,115.20	

CR. MATIAS RODRIGUEZ
Mat. 4227 - C.P.C.E.E.R.
A/C Contador Municipal
Municipalidad de Concordia

CR. POP. ROXANA T. JURADO
Mat. 3570 - C.P.C.E.E.R.
Mat. Contable - Com. Ind. de
Municipalidad de Concordia



2.4.2	Obras Infraestructura	44,000,000.00	4,627,434.60	48,627,434.60	34,909,727.48	0.00	34,909,727.48	18,469,332.44	-4,751,625.32
3014	Fdo Federal Solidario Dto 206/09	44,000,000.00	-4,000,000.00	40,000,000.00	27,530,667.56		27,530,667.56	12,469,332.44	-
	Proyecto Estadio Ciudad de Concordia	0.00	6,000,000.00	6,000,000.00				6,000,000.00	-
3049	Prog. Asist Fclera a los Munic Dto. 836	0.00	0.00	0.00	4,751,625.32		4,751,625.32	-	4,751,625.32
3050	Refuncionalización Piscina CIC Victor Oppel	0.00	2,627,434.60	2,627,434.60	2,627,434.60		2,627,434.60	-	-
2.4.3	Otras Transferencias	22,720,000.00	39,851,460.63	62,571,460.63	34,750,879.03	0.00	34,750,879.03	27,820,581.60	-
	Aportes Prov. - Convenio Medic.	8,400,000.00	-8,400,000.00	0.00					
	Otros Aportes Provinciales y Nacionales	14,320,000.00	15,650,316.00	14,320,000.00	15,650,316.00		15,650,316.00	14,320,000.00	-
3035	Plan Alumbrado Eficiente	0.00	3,546,289.80	3,546,289.80	2,377,777.52		2,377,777.52	1,168,512.28	-
3040	Desag. Pluviales Boulevard Yuqueri 3° Etapa	0.00	22,945,176.08	22,945,176.08	10,924,265.51		10,924,265.51	12,020,910.57	-
3048	Plan Pav. Cdad de Cdia 85 Cuadras	0.00	2,959,100.00	2,959,100.00	2,959,100.00		2,959,100.00	-	-
3038	Convenio Aeropuerto	0.00	311,158.75	311,158.75				311,158.75	-
3001	Escuela de Oficios Cruce de los Andes	0.00	2,839,420.00	2,839,420.00	2,839,420.00		2,839,420.00	-	-
3051	Prog Hacemos Futuro Term. Obra Ejecución	0.00							
	Sub - total	1,950,000,000.00	118,297,718.26	2,068,297,718.26	2,058,992,443.15	58,560,719.87	2,117,553,163.02	131,525,187.82	-180,780,632.58
3.	FINANCIAMIENTO	20,000,000.00	36,717,994.15	56,717,994.15	87,705,252.25	0.00	87,705,252.25	0.00	30,987,258.10
3.1.	APORTES NO REINTEGRABLES	0.00	0.00	0.00	0.00				
3.1.1.	Aportes Provinciales y Nacionales	0.00	0.00	0.00					
3.2.	USO DEL CREDITO	20,000,000.00	56,717,994.15	56,717,994.15	87,705,252.25	0.00	87,705,252.25	0.00	30,987,258.10
3.2.1.	Ordenanza 36.174	0.00	56,717,994.15	56,717,994.15	87,705,252.25		87,705,252.25		30,987,258.10
3.3.	SUPERAVIT EJERCICIOS ANT	20,000,000.00	-20,000,000.00	0.00		0.00			
3.3.1	Superávit Ejercicios Anteriores	20,000,000.00	-20,000,000.00	0.00					

Las Notas y Anexos que se acompañan forman parte integrante de estos Estados



Dr. Pcc. ROXANA T. JURADO
Mat. 3570 - C.P.C.E.E.R.
Cofe Dpto. Contable - Concórdia
Municipalidad de Concordia



Cr. MATIAS O. RODRIGUEZ
Mat. 4227 - C.P.C.E.E.R.
A/C Contador Municipal
Municipalidad de Concordia



MUNICIPALIDAD DE CONCORDIA - CUADRO 2
Estados de la EJECUCION PRESUPUESTARIA DEL GASTO A DICIEMBRE 2018

CONCEPTO	CREDITO ORIGINAL	MODIFICACIONES	DEFINITIVO	O DE PAGO	COMPROMISO	TOTAL IMPUTADO	PERCENTAJE	ECONOMIA	PAGADO	Pagos Parciales	ADEUDADO
EROGACIONES CORRIENTES	1,535,000,000.00	206,646,456.69	1,741,646,456.69	1,681,274,003.60	4,079,531.26	1,685,353,534.86	96.77 %	56,292,921.83	1,515,836,491.41	112,926,740.99	56,590,302.46
OPERACION	1,372,000,000.00	192,845,344.33	1,564,845,344.33	1,519,500,770.06	3,975,862.49	1,523,476,632.55	97.36 %	41,368,711.78	1,363,648,897.50	107,613,118.21	52,214,616.84
PERSONAL	1,050,000,000.00	43,500,000.00	1,093,500,000.00	1,083,102,029.99	0.00	1,083,102,029.99	99.05 %	10,397,970.01	953,532,784.51	92,330,346.96	37,238,898.52
BIENES Y SERVICIOS NO PERSONALES	322,000,000.00	149,345,344.33	471,345,344.33	436,398,740.07	3,975,862.49	440,374,602.56	93.43 %	30,970,741.77	410,116,112.99	15,282,771.25	14,975,718.32
INTERESES DE LA DEUDA	9,000,000.00	0.00	9,000,000.00	8,377,431.03	0.00	8,377,431.03	0.00 %	622,568.97	8,377,431.03	0.00	0.00
INTERESES DE LA DEUDA	9,000,000.00	0.00	9,000,000.00	8,377,431.03	0.00	8,377,431.03	0.00 %	622,568.97	8,377,431.03	0.00	0.00
TRANSFERENCIAS	134,000,000.00	18,801,112.36	152,801,112.36	143,770,818.16	73,050.00	143,843,868.16	94.14 %	8,957,244.20	136,644,227.78	5,213,706.94	1,985,933.44
PIFINANCIAR EROGACIONES CORRIENTES	96,000,000.00	29,389,402.47	125,389,402.47	120,703,777.30	73,050.00	120,776,827.30	96.32 %	4,612,575.17	113,631,164.92	5,213,706.94	1,931,955.44
PIFINANCIAR EROGACIONES DE CAPITAL	38,000,000.00	-10,588,290.11	27,411,709.89	23,067,040.86	0.00	23,067,040.86	84.15 %	4,344,669.03	23,013,062.86	0.00	53,978.00
A CLASIFICAR	5,000,000.00	-5,000,000.00	0.00	0.00	0.00	0.00	0.00 %	0.00	0.00	0.00	0.00
CREDITO ADICIONAL - EROGACIONES CORRIENTES	5,000,000.00	-5,000,000.00	0.00	0.00	0.00	0.00	0.00 %	0.00	0.00	0.00	0.00
PRESUPUESTO PARTICIPATIVO	15,000,000.00	0.00	15,000,000.00	9,624,984.35	30,618.77	9,655,603.12	64.37 %	5,344,396.88	7,165,935.10	99,915.84	2,389,752.18
PRESUPUESTO PARTICIPATIVO	15,000,000.00	0.00	15,000,000.00	9,624,984.35	30,618.77	9,655,603.12	64.37 %	5,344,396.88	7,165,935.10	99,915.84	2,389,752.18
EROGACIONES DE CAPITAL	388,000,000.00	-29,630,744.28	358,369,255.72	236,982,020.60	1,977,819.88	238,959,840.48	66.68 %	119,409,415.24	225,237,124.44	3,780,941.37	9,941,774.67
INVERSION REAL	383,000,000.00	-35,215,154.88	347,784,845.12	234,182,020.60	1,977,819.88	236,159,840.48	67.90 %	111,625,004.64	222,437,124.44	3,780,941.37	9,941,774.67
BIENES DE CAPITAL	30,000,000.00	2,068,236.55	32,068,236.55	19,104,546.94	0.00	19,104,546.94	59.57 %	12,963,689.61	15,418,348.97	2,685,017.25	1,001,180.72
TRABAJOS PUBLICOS	353,000,000.00	-37,283,391.43	315,716,608.57	215,077,473.66	1,977,819.88	217,055,293.54	68.75 %	98,661,315.03	207,018,775.47	1,095,924.12	8,940,593.95
BIENES PREEXISTENTES	0.00	6,984,410.60	6,984,410.60	0.00	0.00	0.00	0.00 %	6,984,410.60	0.00	0.00	0.00
BIENES PREEXISTENTES	0.00	6,984,410.60	6,984,410.60	0.00	0.00	0.00	0.00 %	6,984,410.60	0.00	0.00	0.00
INVERSION FINANCIERA	5,000,000.00	-1,400,000.00	3,600,000.00	2,800,000.00	0.00	2,800,000.00	77.78 %	800,000.00	2,800,000.00	0.00	0.00
INVERSION FINANCIERA	5,000,000.00	-1,400,000.00	3,600,000.00	2,800,000.00	0.00	2,800,000.00	77.78 %	800,000.00	2,800,000.00	0.00	0.00
A CLASIFICAR	0.00	0.00	0.00	0.00	0.00	0.00	0.00 %	0.00	0.00	0.00	0.00
CREDITO ADICIONAL - EROGACIONES DE CAPITAL	0.00	0.00	0.00	0.00	0.00	0.00	0.00 %	0.00	0.00	0.00	0.00
SUB - TOTAL :	1,970,015,712.41	177,015,712.41	2,100,015,712.41	1,918,256,024.20	6,094,351.14	1,924,313,375.34	91.92 %	175,702,337.07	1,741,073,615.85	116,707,682.36	66,532,077.13
OTRAS EROGACIONES	47,000,000.00	-22,000,000.00	25,000,000.00	22,598,967.79	36,676.73	22,635,644.52	0.00 %	2,364,355.48	22,071,508.53	370,329.09	193,806.90
AMORTIZACION DE LA DEUDA	47,000,000.00	-22,000,000.00	25,000,000.00	22,598,967.79	36,676.73	22,635,644.52	0.00 %	2,364,355.48	22,071,508.53	370,329.09	193,806.90
AMORTIZACION DE LA DEUDA	47,000,000.00	-22,000,000.00	25,000,000.00	22,598,967.79	36,676.73	22,635,644.52	0.00 %	2,364,355.48	22,071,508.53	370,329.09	193,806.90
SUB-TOTALES:	1,970,000,000.00	155,015,712.41	2,125,015,712.41	1,940,854,991.99	6,094,027.87	1,946,949,019.86	91.62 %	178,066,692.55	1,763,145,124.38	117,078,011.45	66,725,894.03
Ajustes:											
Menos: Deudas Raf incluidas en DF											-2,203,431.64
Más: Deuda según Decreto											13,974,144.66
TOTALES	1,970,000,000.00	155,015,712.41	2,125,015,712.41	1,940,854,991.99	6,094,027.87	1,946,949,019.86	91.62 %	178,066,692.55	1,763,145,124.38	117,078,011.45	78,496,597.05

Las Notas y Anexos que se acompañan forman parte integrante de estos Estados


 Cr. MATIAS O. RODRIGUEZ
 Mat. 4225 - C.P.C.E.E.R.
 A/C Contador Municipal
 Municipalidad de Concordia




 Cr. Pco. ROXANA T. JURADO
 Mat. 3570 - C.P.C.E.E.R.
 Jefe Dept. Contable - Contador
 Municipalidad de Concordia

MUNICIPALIDAD DE CONCORDIA

Estados de SALDOS a Diciembre 2018

RUBRO	Saldos 31/12/17	Aj al Sdo Inicial	Sdo Inicial Ajust	Ingresos	Transferencias	Egresos	Transferencias	Saldos a Dic./ 2018
RECURSOS SIN AFECTACION	65,717,096.82	(6,008,536.89)	59,708,559.93	1,765,698,476.85		1,629,592,794.55		130,214,372.63
RECURSOS CON AFECTACION	58,560,719.87		58,560,719.87	380,999,218.55		250,630,341.28		188,929,597.14
CUENTAS ESPECIALES	14,189,325.26		14,189,325.26	13,891,632.55		13,397,412.53		14,683,545.28
FONDOS DE TERCEROS	8,220,209.53		8,220,209.53	30,107,589.23		28,028,332.13		10,299,466.63
RESIDUOS PASIVOS					65,599,869.60	65,599,869.60		0.00
TOTALES	146,687,351.48	(6,008,536.89)	140,678,814.59	2,190,696,917.18	65,599,869.60	1,987,248,750.09	65,599,869.60	344,126,981.68

Las Notas y Anexos que se acompañan forman parte integrante de estos Estados

Dr. Pco. ROSANA T. JURADO
Mat. 4277 - C.P.C.E.E.R.
14a. Bta. Contable - Concordia
Municipalidad de Concordia

~~Dr. MATIAS O. RODRIGUEZ
Mat. 4277 - C.P.C.E.E.R.
A/C Contador Municipal
Municipalidad de Concordia~~



MUNICIPALIDAD DE CONCORDIA

Estado de la DETERMINACIÓN DE RECURSOS AFECTADOS PRESUP A DICIEMBRE 2018

RUBROS	Saldo 2017	Ingresos	Egresos	Saldos a Diciembre 2018	Imputación
RECURSOS AFECTADOS	16,084,829.78	33,896,447.73	27,742,568.64	22,238,708.87	
De Origen Presupuestario	2,703,735.65	9,184,527.73	11,169,647.36	718,616.02	1.7.30.01.03.05.45.04 jur 22
Emconitur Art. 20 Ord. 35.625	3,421,974.24	6,262,178.00	5,297,998.25	4,386,153.99	0.7.20.01.03.05.45.02 jur 01
Fondo Parque Industrial	83,270.04	403,919.76	269,795.04	217,394.76	0.4.90.01.03.04.34.03 jur 20
Ordenanza N° 30.246	6,666,912.00	2,217,020.00	0.00	8,883,932.00	0.7.90.02.05.08.61.08 jur 03
Subasta Pública Ord. 35.238/14	212,184.80	3,062,388.80	1,388,950.83	1,885,622.77	0.1.90.01.01.02.21.19 Jur 01
Gastos Func. Sistema Ord. 35.701	1,262,764.67	1,837,433.36	1,074,531.38	2,025,666.65	0.7.40.01.01.02.21.19 y 0.7.40.02. Jur 01
Central de Tránsito Ord. 35.701	234,894.83	968,716.65	171,999.00	1,031,612.48	0.5.90.01.01.02.21.19 Jur 01
Sec. de Comunicación y Des. Ord 35.701	303,112.83	918,716.65	645,955.68	575,873.80	0.3.50.01.01.02.21.19 y 0.3.50.02. Jur 20
Dirección de Discapacidad Ord. 35.701	92,132.43	459,358.30	551,490.73	0.00	0.4.30.01.03.04.34.08 Jur 20
VHI Ordenanza 35.701	190,132.43	459,358.30	122,138.15	527,352.58	0.1.90.01.01.02.21.19 y 0.1.90.02. Jur 20
Sec. de Desarrollo Humano y Salud Ord 35.701	194,235.30	1,241,143.40	1,071,576.06	363,802.64	0.1.90.01.01.02.21.19 Jur 01
Agentes de Control Ord. 35.701	83,243.70	531,918.60	21,000.00	594,162.30	0.1.90.01.01.02.21.19 Jur 07
Juzgado de Falta Ord. 35.701	323,328.46	857,955.61	771,311.20	409,972.87	0.1.90.01.01.02.21.19 Jur 01
Comisión Convenio UNLP	149,696.40	103,151.52	252,847.92	0.00	0.1.90.01.01.02.21.19 Jur 01
Comisión Convenio TR ARGENTINA SA	0.00	474,500.00	282,510.00	191,990.00	SUELDOS
Gastos Personal Res. N° 7.807/18	0.00	207,515.00	124,509.00	83,006.00	0.1.90.01.01.02.21.19 Jur 01
Gastos Mensajería Res. N° 7.807/18	40,803.00	45,084.51	0.00	85,887.51	0.3.10.01.01.02.21.23 Jur 20
RRC-Fdo. Redist. Solidaria Ord. 35.765	40,803.00	45,084.50	0.00	85,887.50	0.3.10.01.01.02.21.23 Jur 20
RRC-Fdo. de Inversiones Ord. 35.765	81,606.00	90,169.00	0.00	171,775.00	0.3.10.01.01.02.21.23 Jur 20
RRC-FDO. Fdo. Distribución Personal Ord. 35.765	0.00	4,526,308.04	4,526,308.04	0.00	0.7.90.02.05.08.61.05 Jur 03
Contribución por Mejoras Ord. 35.646					


~~Cr. MATIAS O. RODRIGUEZ
Mat. 4287 - C.P.C.E.E.R.
A/C Contador Municipal
Municipalidad de Concordia~~


Cr. Pcc. ROXANA T. JURADO
Mat. 3570 - C.P.C.E.E.R.
Cafa Dpto. Contable - Contaduría
Municipalidad de Concordia



APORTES NO REINTEGRABLES		42,475,890.09	347,102,770.82	222,887,772.64	166,690,888.27	
Regalias		0.00	12,004,069.58	12,004,069.58	0.00	Jur 03
Prog Autoc Viv Asent El Arenal Dto. Pcial. 2610/06		130,410.60	0.00	0.00	130,410.60	Jur 03
Fdo Federal Solidario Dto 206/09 PEN		7,882,871.37	27,530,667.56	33,111,185.99	2,302,352.94	Jur 03
Programa 68 viviendas B° El silencio		117,972.43	(0.02)	117,972.41	0.00	Jur 03
Programa 27 viv B° Nebel Norte		309,857.74	0.00	0.00	309,857.74	Jur 03
Programa 9 Mejoramientos B° Nebel		0.00	0.00	0.00	0.00	Jur 03
Programa 56 viv B° 8 Diciembre		2,056,035.69	0.00	1,341,524.44	714,511.25	Jur 03
Prog 40 Viv Etapa II - Villa Cresto Norte		2,301,408.62	14,949,651.24	12,975,504.56	4,275,555.30	Jur 03
Programa 37 Viviendas Hábitat Social		26,289,481.34	22,386,273.00	42,581,511.76	6,094,242.58	Jur 03
Prog Pav 100 + 250 Vivi Emergencia Hidrica		3,387,852.30	1,317,742.59	4,705,594.89	0.00	Jur 03
Plan Alumbrado Eficiente		0.00	15,650,316.00	15,650,316.00	0.00	Jur 03
Préstamo en Dólares		0.00	166,515,689.17	25,283,588.86	141,232,100.31	Jur 03
Desague Pluvial Redes Cloaca B° Yuqueri 3° Etapa		0.00	2,377,777.52	2,377,777.52	0.00	Jur 03
Plan Pav. Cdad de Cdia 85 Cuadras		0.00	10,924,265.51	10,578,724.94	345,540.57	Jur 03
Conv. CTM (Aeropuerto)		0.00	2,959,100.00	325,000.00	2,634,100.00	Jur 04
Canción Infantil Latinoamericana		0.00	98,000.00	98,000.00	0.00	Jur 01
Eventos Climatológicos - Conv. Nación		0.00	3,000,000.00	3,000,000.00	0.00	Jur 20
Juegos Evita Pcial 2018		0.00	2,609,580.00	2,410,247.00	199,333.00	Jur 19
Convenio Prov. Playas "Perilago Tort Alegre		0.00	4,050,000.00	4,050,000.00	0.00	Jur 17
Programa Hacemos Futuro Capacitación Trans. Argentina Trabaja		0.00	1,604,250.00	0.00	1,604,250.00	Jur 03
Programa Hacemos Futuro Talleres Formativos (Polo Productivo)		0.00	1,235,170.00	638,634.00	596,536.00	Jur 03
ATN		0.00	7,000,000.00	7,000,000.00	0.00	Jur 03
Escuela de Oficio		0.00	311,158.75	284,937.08	26,221.67	Jur 01
Programa de Asistencia Financiera Dto. 836/18		0.00	4,751,625.32	0.00	4,751,625.32	Jur 03
Convenio Refuncionalización Piscina CIC Victor Opperl		0.00	2,627,434.60	1,153,183.61	1,474,250.99	Jur 03
Convenio CTM		0.00	43,200,000.00	43,200,000.00	0.00	Jur 03
TOTAL:		58,560,719.87	380,999,218.55	250,630,341.28	188,929,597.14	

Las Notas y Anexos que se acompañan forman parte integrante de estos Estados


 Cr. POA ROXANA T. JURADO
 Mat. 9570 - C.P.C.E.E.R.
 *Cofe Dpto. Contable - Contactura
 Intendencia de Canelones


 Cr. MATIAS RODRIGUEZ
 Mat. 4027 - C.P.C.E.E.R.
 A/C Contador Municipal
 Municipalidad de Canelones

FOLIO N°
 11

MUNICIPALIDAD DE CONCORDIA

ESTADO DE SITUACION PATRIMONIAL AL 31 / 12 /2018 - Comparativo con el ejercicio anterior

ACTIVO	Actual \$	Anterior \$	PASIVO	Actual \$	Anterior \$

Las notas y anexos que se acompañan forman parte integrante de estos Estados

Dr. Pgo. ROXANA T. JURADO
 Mat. 3870 - C.P.C.E.E.R.
 Nota Dpto. Contable - Concórdia
 Municipalidad de Concordia

Dr. MATIAS O. RODRIGUEZ
 Mat. 4827 - C.P.C.E.E.R.
 A/C Contador Municipal
 Municipalidad de Concordia




MUNICIPALIDAD DE CONCORDIA
ESTADO DE EVOLUCION DEL PATRIMONIO NETO

Por el ejercicio anual finalizado el 31/ 12/2018 - Comparativo con el ejercicio anterior

DETALLE	PATRIMONIO NETO MUNICIPAL					TOTAL DEL	
	Patrimonio Municipal	Resultado Ejercicio	Res. De Ej. Ant	Total	EJERCICIO PN MUNICIPAL		
					Actual	Anterior	
Saldos al inicio del ejercicio	775,398,810.93	8,178,577.61	(26,076,690.23)	757,500,698.31			
Modificación saldos inicio	0.00	0.00	0.00	0.00			
Saldos al inicio modificados	775,398,810.93	8,178,577.61	(26,076,690.23)	757,500,698.31			
Pagos Deuda Consolidada Ord. 35.290	3,025,000.00						
Pagos Deuda Consolidada Ley 10.010 Dto 4600/15	993,235.57						
Alta Convenio Programa Mi Ciudad Led	(30,350,697.70)						
Pagos Deuda Consolidada Mi Ciudad Led	835,907.67						
Amortiz Préstamo Ley Pcial 10.480	(89,983,310.75)						
Diferencia de Cotizaciones Préstamo Ley Pcial 10.480	(85,882,805.45)						
Alta Intereses Préstamo Ley Pcial 10.480	(5,791,565.15)						
Pago Intereses Préstamo Ley Pcial 10.480	5,791,565.15						
Inversiones CMP SEM (Capital accionario)	2,800,000.00						
Recupero CMP SEM (Ente Carnaval)	(800,000.00)						
Inversiones CMP SEM	105,000.00						
Ajustes Adel y Subs c/c Rendición	7,005,890.99						
Ajustes Otros Créditos	(913,325.36)						


 Cr. MATIAS O. RODRIGUEZ
 Mat. 4227 - P.C.E.E.R.
 A/C Contador Municipal
 Municipalidad de Concordia





 Cr. Poo ROXANA T. JURADO
 Mat. 3570 - C.P.C.E.E.R.
 Jefe Dpto. Contable - Contaduría
 Municipalidad de Concordia

RRCS - Ord. 35.675 (Facturación)	237,956.00					
RRCS - Ord. 35.675 (Cobranzas)	(233,137.00)					
Otros Créditos	2,750,000.00					
Ajuste Residuos Activos	186,853,401.35					
Ajuste Previsión por Incobrables	(19,456,332.33)					
Ajuste Bienes Inmuebles 2018	75,332,231.67					
Alta Bienes Muebles 2018	28,619,216.12					
Amortiz Bs Muebles 2018	(3,047,525.87)					
Incorporación Ord. 36.174	1,098,820.00					
Déficit de Ejercicios Anteriores				(22,831,331.33)		
Resultado del Ejercicio	73,979,624.40					
Saldo al cierre del ejercicio	854,388,335.84	73,979,624.40	(22,831,331.33)	905,536,628.91	905,536,628.91	757,500,698.31

Las notas y anexos que se acompañan forman parte integrante de estos Estados


 Cr. Pcco ROXANA T. JURADO
 Mat. 9570 - C.P.C.E.E.R.
 Jefe Dpto. Contable - Contaduría
 Municipalidad de Concordia


 Cr. MATIAS O. RODRIGUEZ
 Mat. 4927 - C.P.C.E.E.R.
 A/C Contador Municipal
 Municipalidad de Concordia

MUNICIPALIDAD DE CONCORDIA

Estados de la DEUDA CONSOLIDADA, FLOTANTE Y FDOS. DE 3ROS. A DICIEMBRE 2018

DEUDA CONSOLIDADA				
RUBROS	SALDOS 2017	CREDITOS	DEBITOS	SALDOS DICIEMBRE 2018
Convenio Refinanciación Deuda - Ley 10.010 Dto 394/11 MEHF Dto 46	10,362,137.87	0.00	993,235.57	9,368,902.30
Adquisición Terreno s/Ord. 35.290- Convenio Dto 270/16	6,600,000.00	0.00	3,025,000.00	3,575,000.00
Convenio Programa Mi Ciudad Led Ord. 36.213	1,010,552.78	30,350,697.70	835,907.67	30,525,342.81
Préstamo en Dólares Ley 10.480: Capital	0.00	175,866,116.20	0.00	175,866,116.20
Préstamo en Dólares Ley 10.480: Intereses	0.00	5,791,565.15	5,791,565.15	0.00
TOTAL	17,972,690.65	212,008,379.05	10,645,708.39	219,335,361.31

RESIDUOS PASIVOS				
RUBROS	SALDOS 2017	CREDITOS	DEBITOS	SALDOS DICIEMBRE 2018
Residuos Pasivos Ejercicios Anteriores	83,615,209.44	502,791.67	83,548,518.60	569,482.51
Residuos Pasivos 2018	0.00	78,496,597.05	0.00	78,496,597.05
TOTAL	83,615,209.44	78,999,388.72	83,548,518.60	79,066,079.56

OTRAS DEUDAS				
RUBROS	SALDOS 2017	CREDITOS	DEBITOS	SALDOS DICIEMBRE 2018
Cuentas Extrapresupuestarias - Fondos de Terceros	8,220,209.53	30,107,589.23	28,028,332.13	10,299,466.63
TOTAL	8,220,209.53	30,107,589.23	28,028,332.13	10,299,466.63
TOTAL GENERAL	109,808,109.62	321,115,357.00	122,222,559.12	308,700,907.50

Las Notas y Anexos que se acompañan forman parte integrante de estos Estados



Sr. MAXIMILIANO RODRIGUEZ
 Matr. 227 - C.P.C.E.R.
 A/C Contador Municipal
 Municipalidad de Concordia

Sr. PABLO ROXANA T. JURADO
 Matr. 3570 - C.P.C.E.R.
 Contable - Contador
 Municipalidad de Concordia

MUNICIPALIDAD DE CONCORDIA

ESTADOS DE FONDOS AFECTADOS A DICIEMBRE 2018

RUBROS	SALDOS 2017	CREDITOS	DEBITOS	DICIEMBRE 2018
Cuentas Extrapresupuestarias - Especiales	14,189,325.26	13,891,632.55	13,397,412.53	14,683,545.28
Aportes No Reintegrables	42,475,890.09	347,102,770.82	222,887,772.64	166,690,888.27
Recursos Afectados	16,084,829.78	33,896,447.73	27,742,568.64	22,238,708.87
TOTAL FONDOS AFECTADOS	72,750,045.13	394,890,851.10	264,027,753.81	203,613,142.42

Las Notas y Anexos que se acompañan forman parte integrante de estos Estados



ROXANA T. JURADO
 Cr. Pcc. 3570 - C.P.C.E.E.R.
 Contable - Contaduría
 Municipalidad de Concordia




MATIAS O. RODRIGUEZ
 Mat. 4227 - C.P.C.E.E.R.
 A/C Contable Municipal
 Municipalidad de Concordia



MUNICIPALIDAD DE CONCORDIA

Estado del RESULTADO por el ejercicio anual finalizado el 31/12/2018 - comparativo con el ejercicio anterior

	Actual	Anterior
1. DETERMINACIÓN DEL RESULTADO DEL EJERCICIO		
Ingresos por Recursos Presupuestarios (Según Cuadro N° 1)	2,146,697,695.40	1,498,324,185.34
Traslado Saldos Afectados al Inicio	58,560,719.87	24,345,195.25
MENOS:		
Egresos (Comprometido s/ Ejecución Presupuesto de Gastos - Cuadro N° 2)	(1,946,949,019.86)	(1,458,646,402.48)
Gastos Devengados sin Liquidación	(13,974,144.66)	(18,663,377.64)
Saldo de deuda de Recursos Afectados del Ejercicio	2,203,431.64	1,596,109.85
Ajuste Pagos RAF Ejercicio Anterior	(1,578,109.85)	(3,237,365.41)
Saldos Afectados al Cierre	(188,929,597.14)	(58,560,719.87)
Ajuste Deuda de Residuos Pasivos	17,948,649.00	23,020,952.57
RESULTADO DEL EJERCICIO	73,979,624.40	8,178,577.61
2. COMPROBACIÓN DEL RESULTADO DEL EJERCICIO		
Disponibilidades más Inversiones Transitorias a diciembre 2018	344,126,981.68	146,687,351.48
MENOS:		
Saldos Afectados	(188,929,597.14)	(58,560,719.87)
Cuentas Extrapresupuestarias (Especiales)	(14,683,545.28)	(14,189,325.26)
Cuentas Extrapresupuestarias (Fdos. de Terceros)	(10,299,466.63)	(8,220,209.53)
Residuos Pasivos del Ejercicio	(78,496,597.05)	(83,610,470.97)
Residuos Pasivos del Ejercicios Anteriores	(569,482.51)	(4,738.47)
Resultados Acumulados	51,148,293.07	(17,898,112.62)


 Cr. MATÍAS RODRÍGUEZ
 Mat. 4227 - C.P.C.E.E.R.
 A/C Contador Municipal
 Municipalidad de Concordia


 Cr. PIEDAD ROXANA T. JURADO
 Mat. 3670 - C.P.C.E.E.R.
 Jefa Depto. Contable - Contabilidad
 Municipalidad de Concordia

3. CONFORMACIÓN RESULTADOS ACUMULADOS SI/ASIENTO CIERRE

Resultado Ejercicio	73,979,624.40	8,178,577.61
Déficit - Superávit Patrimonial	(22,831,331.33)	(26,076,690.23)
DEFICIT/SUPERÁVIT AL CIERRE DEL EJERCICIO	51,148,293.07	(17,898,112.62)

4. ANALISIS FINANCIERO

Más:	Disponibilidades más Inversiones Transitorias al Inicio	146,687,351.48	92,164,724.24
	Total INGRESADO (Presupuestarios y Extrapresupuestarios)	2,190,696,917.18	1,544,304,537.70
Menos:	Total PAGADO (Presupuestarios y Extrapresupuestarios)	(1,987,248,750.09)	(1,489,781,910.46)
	Embargos Ejercicios Anteriores	(6,008,536.89)	
	Disponibilidades más Inversiones Transitorias al Cierre	344,126,981.68	146,687,351.48

5. CONFORMACIÓN DE LAS DISPONIBILIDADES E INVERSIONES TRANSIT.

Caja	1,200.00	1,200.00
Fondo Fijo	509,200.00	340,667.29
Depósitos en Tránsito	23,709,639.55	4,719,398.31
Cuentas Bancarias	87,274,083.69	59,776,684.84
Plazo Fijo	219,382,727.90	70,206,801.19
Cheques Diferidos	13,250,130.54	11,642,599.85
TOTAL	344,126,981.68	146,687,351.48

Las Notas y Anexos que se acompañan forman parte integrante de estos Estados

Dr. Pcc. ROKANA T. JURADO
Mat. 3571 - C.P.C.E.E.R.
Jefe Dpto. Contable - Concórdia
Municipalidad de Concórdia

Dr. MATIAS O. RODRIGUEZ
Mat. 4727 - C.P.C.E.E.R.
A/C Contable Municipal
Municipalidad de Concórdia



Municipalidad de Concordia

PRESUPUESTO DE GASTOS

Listado de Saldos de Cuentas ExtraPresupuestarias Acumulado hasta Mes: 12 / Año: 2018

Partida	Sdo. Año Ant.	Ingresos	Imputado	Comprometido	Saldo	Deuda Ant.	Pagado	Pagado Parc.	Deuda	Saldo+Deuda
Cuentas Especiales										
9008	396,462.64	0.00	0.00	0.00	396,462.64	0.00	0.00	0.00	0.00	396,462.64
9607	2,022,176.42	2,022,176.42	1,903,502.23	0.00	874,796.91	134,658.62	2,038,160.85	0.00	0.00	874,796.91
9670	641,482.74	363,282.37	264,596.00	0.00	740,169.11	750.00	264,596.00	0.00	750.00	740,919.11
9671	23,972.50	181,641.21	169,523.52	0.00	36,090.19	0.00	169,523.52	0.00	0.00	36,090.19
9672	222,573.47	181,641.24	0.00	0.00	404,214.71	0.00	0.00	0.00	0.00	404,214.71
9673	21,538.51	181,656.81	158,765.54	0.00	44,429.78	10,769.06	169,534.60	0.00	0.00	44,429.78
9764	1,303,480.74	540,850.08	289,245.00	0.00	1,555,085.82	0.00	121,245.00	0.00	168,000.00	1,723,085.82
9768	132,356.00	-132,356.00	0.00	0.00	0.00	0.00	0.00	0.00	0.00	0.00
9777	3,681,080.13	0.00	2,965,761.90	0.00	715,318.23	140,672.00	2,945,153.90	0.00	161,280.00	876,598.23
9792	76,998.12	529,401.00	259,200.00	0.00	347,199.12	0.00	235,200.00	0.00	24,000.00	371,199.12
9803	1,984.10	0.00	0.00	0.00	1,984.10	0.00	0.00	0.00	0.00	1,984.10
9813	51,758.67	230,949.00	166,623.59	0.00	116,084.08	0.00	153,423.59	11,217.92	1,982.08	118,066.16
9814	67,810.03	421,602.00	221,111.31	0.00	268,300.72	0.00	221,111.31	0.00	0.00	268,300.72
9815	398,016.08	957,518.00	552,084.06	17,663.37	785,786.65	0.00	552,084.06	0.00	17,663.37	803,450.02
9816	114,121.92	446,034.00	282,237.07	0.00	277,918.85	35,000.00	317,237.07	0.00	0.00	277,918.85
9817	71,639.60	208,456.00	167,040.61	0.00	113,054.99	0.00	167,040.61	0.00	0.00	113,054.99
9818	169,062.22	280,918.00	191,586.61	0.00	258,393.61	0.00	182,586.61	0.00	9,000.00	267,393.61
9819	71,184.49	407,581.00	201,403.59	0.00	277,361.90	0.00	201,403.59	0.00	0.00	277,361.90
9820	98,673.83	423,841.00	253,599.61	0.00	268,915.22	0.00	253,599.61	0.00	0.00	268,915.22
9821	42,214.13	181,785.00	64,073.61	0.00	159,925.52	0.00	64,073.61	0.00	0.00	159,925.52
9822	18,356.21	158,353.00	48,616.61	0.00	128,092.60	0.00	48,616.61	0.00	0.00	128,092.60
9823	94,443.50	324,376.00	215,263.01	0.00	203,556.49	0.00	215,263.01	0.00	0.00	203,556.49
9824	64,667.50	277,542.00	184,410.16	0.00	157,799.34	0.00	184,410.16	0.00	0.00	157,799.34
9825	114,130.49	396,966.00	281,697.58	0.00	229,398.91	0.00	266,697.58	0.00	15,000.00	244,398.91
9826	139,443.17	329,001.00	211,546.61	0.00	256,897.56	0.00	211,546.61	0.00	0.00	256,897.56
9827	31,784.20	255,918.00	117,586.51	0.00	170,115.69	0.00	117,586.51	0.00	0.00	170,115.69
9842	47,952.05	0.00	0.00	0.00	47,952.05	0.00	0.00	0.00	0.00	47,952.05
9858	588,688.02	851,973.74	1,068,878.09	0.00	371,783.67	15,064.95	1,082,897.33	0.00	1,045.71	372,829.38
9861	6,520.00	-6,520.00	0.00	0.00	0.00	0.00	0.00	0.00	0.00	0.00
9862	6.20	-6.20	0.00	0.00	0.00	0.00	0.00	0.00	0.00	0.00
9886	4,062.66	0.00	0.00	0.00	4,062.66	0.00	0.00	0.00	0.00	4,062.66
9890	82,714.38	235,899.00	148,443.26	0.00	172,170.12	0.00	146,443.26	0.00	0.00	172,170.12
9893	721,140.72	0.00	0.00	0.00	721,140.72	0.00	0.00	0.00	0.00	721,140.72
9894	75,620.00	-75,620.00	0.00	0.00	0.00	0.00	0.00	0.00	0.00	0.00
9901	49,975.52	0.00	0.00	0.00	49,975.52	0.00	0.00	0.00	0.00	49,975.52
Totales	10,174,859.67	10,384,796.08	7,663.37	10,154,437.48	336,914.63	11,217.92	10,329,435.00	398,721.16	10,563,158.64	

148,443.26 - M. TIASO, RODRIGUEZ
 M. 2004/67 - C.P.C.E.E.R.
 Algoritmador Municipal
 Municipalidad de Concordia

C. P. C. E. E. R.
 M. 2010/09 - C. P. C. E. E. R.
 Municipalidad de Concordia

C. P. C. E. E. R.
 M. 2010/09 - C. P. C. E. E. R.
 Municipalidad de Concordia

Fecha de Impresión: 22/04/2019 12:37:45
 SRONGIER

Municipalidad de Concordia

PRESUPUESTO DE GASTOS

Listado de Saldos de Cuentas ExtraPresupuestarias Acumulado hasta Mes: 12 / Año: 2018

Partida	Sdo. Año Ant.	Ingresos	Imputado	Comprometido	Saldo	Deuda Ant.	Pagado	Pagado Parc.	Deuda	Saldo+Deuda
9904	243,853.36	0.00	0.00	0.00	243,853.36	0.00	0.00	0.00	0.00	243,853.36
9905	2,023.78	1,597,508.08	714,327.25	0.00	885,204.61	0.00	714,327.25	0.00	0.00	885,204.61
9906	12,449.76	0.00	0.00	0.00	12,449.76	0.00	0.00	0.00	0.00	12,449.76
9909	2,121.80	0.00	0.00	0.00	2,121.80	0.00	0.00	0.00	0.00	2,121.80
9910	1,061,153.79	0.00	0.00	0.00	1,061,153.79	0.00	0.00	0.00	0.00	1,061,153.79
9911	17,010.00	0.00	0.00	0.00	17,010.00	0.00	0.00	0.00	0.00	17,010.00
9916	5,000.00	0.00	0.00	0.00	5,000.00	0.00	0.00	0.00	0.00	5,000.00
9920	16,740.00	0.00	0.00	0.00	16,740.00	0.00	0.00	0.00	0.00	16,740.00
9921	142,786.76	0.00	117,840.80	0.00	24,945.96	40,110.01	157,950.81	0.00	0.00	24,945.96
9925	33,750.00	0.00	0.00	0.00	33,750.00	23,250.00	0.00	0.00	23,250.00	57,000.00
9927	347,066.10	0.00	0.00	0.00	347,066.10	0.00	0.00	0.00	0.00	347,066.10
9928	40,627.00	0.00	4,000.00	0.00	36,627.00	0.00	4,000.00	0.00	0.00	36,627.00
9932	321,448.00	0.00	321,448.00	0.00	0.00	0.00	321,448.00	0.00	0.00	0.00
9934	53.00	0.00	0.00	0.00	53.00	0.00	0.00	0.00	0.00	53.00
9935	4,597.32	0.00	0.00	0.00	4,597.32	0.00	0.00	0.00	0.00	4,597.32
9936	176,194.82	491,353.00	360,447.50	0.00	307,100.32	0.00	360,447.50	0.00	0.00	307,100.32
9937	96,884.00	0.00	3,520.00	0.00	93,364.00	0.00	3,520.00	0.00	0.00	93,364.00
9938	56,780.00	266,231.80	225,160.00	0.00	97,851.80	172,400.00	397,560.00	0.00	0.00	97,851.80
9940	52,619.72	0.00	52,587.00	0.00	32.72	0.00	52,587.00	0.00	0.00	32.72
9941	30,663.74	0.00	30,259.25	0.00	404.49	0.00	30,259.25	0.00	0.00	404.49
9942	179.41	0.00	0.00	0.00	179.41	0.00	0.00	0.00	0.00	179.41
9944	142,500.00	0.00	142,500.00	0.00	0.00	0.00	142,500.00	0.00	0.00	0.00
9945	11,678.00	0.00	0.00	0.00	11,678.00	632,272.00	632,272.00	0.00	0.00	11,678.00
9946	111,561.00	0.00	83,287.80	0.00	28,273.20	720,000.00	803,287.80	0.00	0.00	28,273.20
9947	267,000.00	335,000.00	401,000.00	0.00	201,000.00	0.00	401,000.00	0.00	0.00	201,000.00
9948	0.00	26,680.00	0.00	0.00	26,680.00	0.00	0.00	0.00	0.00	26,680.00
9949	0.00	350,000.00	350,000.00	0.00	0.00	0.00	350,000.00	0.00	0.00	0.00
9950	0.00	100,000.00	0.00	0.00	100,000.00	0.00	0.00	0.00	0.00	100,000.00
9951	0.00	550,000.00	0.00	0.00	550,000.00	0.00	0.00	0.00	0.00	550,000.00
Totales Cuentas Especiales	13,578,778.62	13,891,632.55	13,191,173.68	17,663.37	14,261,574.12	1,924,946.64	14,700,594.61	11,217.92	421,971.16	14,683,545.28

Sr. Pco. ROXANA T. JURADO
 Mat. 3570 - C.P.C.E.R.
 A/C Contador Municipal
 Municipalidad de Concordia

Sr. MATIAS O. RODRIGUEZ
 Mat. 4227 - C.P.C.E.R.
 A/C Contador Municipal
 Municipalidad de Concordia

Sr. Pco. ROXANA T. JURADO
 Mat. 3570 - C.P.C.E.R.
 A/C Contador Municipal
 Municipalidad de Concordia

Sr. Pco. ROXANA T. JURADO
 Mat. 3570 - C.P.C.E.R.
 A/C Contador Municipal
 Municipalidad de Concordia



Totales 13,578,778.62 13,891,632.55 13,191,173.68 17,663.37 14,261,574.12 1,924,946.64 14,700,594.61 11,217.92 421,971.16 14,683,545.28

Municipalidad de Concordia

PRESUPUESTO DE GASTOS

Listado de Saldos de Cuentas ExtraPresupuestarias Acumulado hasta Mes: 12 / Año: 2018

Partida	Sdo. Año Ant.	Ingresos	Imputado	Comprometido	Saldo	Deuda Ant.	Pagado	Pagado Parc.	Deuda	Saldo+Deuda
Fondos de Terceros										
9002	5,691,177.45	4,070,674.68	3,321,523.69	169,790.01	6,270,538.43	743,184.94	3,903,891.25	0.00	330,607.39	6,601,145.82
9010	504,858.44	9,078,311.76	8,525,891.10	0.00	1,057,279.10	23,874.12	8,525,891.10	0.00	23,874.12	1,081,153.22
9012	0.00	871,300.00	871,300.00	0.00	0.00	0.00	871,300.00	0.00	0.00	0.00
9502	1,994.64	77,489.06	68,507.59	0.00	10,976.11	0.00	68,507.59	0.00	0.00	10,976.11
9503	155,346.39	3,733,292.40	3,698,826.75	0.00	189,812.04	0.00	3,698,826.75	0.00	0.00	189,812.04
9504	10,517.94	331,565.46	296,531.90	0.00	45,551.50	0.00	296,531.90	0.00	0.00	45,551.50
9520	0.00	45.00	0.00	0.00	45.00	0.00	0.00	0.00	0.00	45.00
9522	0.00	1,456.00	0.00	0.00	1,456.00	0.00	0.00	0.00	0.00	1,456.00
9527	100.00	60.00	0.00	0.00	160.00	0.00	0.00	0.00	0.00	160.00
9528	0.00	258.42	0.00	0.00	258.42	0.00	0.00	0.00	0.00	258.42
9543	1,080.00	0.00	0.00	0.00	1,080.00	0.00	0.00	0.00	0.00	1,080.00
9546	192,223.17	200,507.70	0.00	0.00	392,730.87	0.00	0.00	0.00	0.00	392,730.87
9549	0.00	1,929.00	0.00	0.00	1,929.00	0.00	0.00	0.00	0.00	1,929.00
9608	419.37	3.69	0.00	0.00	423.06	1.52	0.00	0.00	1.52	424.58
9617	800.00	169.02	0.00	0.00	969.02	0.00	0.00	0.00	0.00	969.02
9663	0.00	-7.60	0.00	0.00	-7.60	7.60	0.00	0.00	7.60	0.00
9667	0.00	-30.00	0.00	0.00	-30.00	30.00	0.00	0.00	30.00	0.00
9674	37.28	-37.28	0.00	0.00	0.00	0.00	0.00	0.00	0.00	0.00
9686	874,832.60	11,225,587.57	11,154,836.04	0.00	945,584.13	0.00	10,309,920.55	0.00	844,915.49	1,790,499.62
9943	471,563.63	515,014.35	805,302.55	0.00	181,275.43	0.00	805,302.55	0.00	0.00	181,275.43
Totales Fondos de Terceros										
	7,904,950.91	30,107,589.23	28,742,719.62	169,790.01	9,100,030.51	767,098.18	28,480,171.69	0.00	1,199,436.12	10,299,466.63

Totales

1,199,436.12

28,480,171.69

767,098.18

9,100,030.51

169,790.01

28,742,719.62

30,107,589.23

7,904,950.91

10,299,466.63

1,199,436.12

10,299,466.63

Cr. MATIAS O. RODRIGUEZ
Mat. 4227 - C.P.C.E.E.R.
A/C Contador Municipal
Municipalidad de Concordia

Cr. Pda. ROXANA T. JURADO
Mat. 3570 - C.P.C.E.E.R.
Cof. Dpto. Contable - Contabilidad
Municipalidad de Concordia

FOLIO N°
21